



Enviro-Equipment Inc.
10120 Industrial Drive
Pineville NC 28134

Stock#: 858

Status: In stock, Tested

Dimensions: See Cut Sheet

Description: QED AP4+B
AP4+ Short Bottom Inlet Pump
"Like New" Condition – Never used.



AP4+B

Bottom Inlet, Short

Max. Flow 13 gpm (49 lpm)

O.D. 3.6 in (91 mm)

Length 39.3 in. (100 cm)



Description

The AP4+ Bottom Inlet Short AutoPump provides maximum capabilities and flow in a bottom inlet pump for 4" (100 mm) diameter and larger wells with shorter water columns and/or the need to pump down to lower water levels, compared to full-length pumps. It is offered in optional versions to handle even the most severe remediation and landfill pumping applications, and delivers flow rates up to 13 gpm (49 lpm)*. The AP4+ Short Bottom Inlet AutoPump is complemented by the most comprehensive selection of accessories to provide a complete system to meet site specific requirements. Call QED for prompt, no-obligation assistance on your pumping project needs.


The AutoPump Heritage

The AP4+ Bottom Inlet Short AutoPump is part of the famous AutoPump family of original automatic air-powered pumps, developed in the mid 1980s specifically to handle unique pumping needs at remediation and landfill sites. Over the years they've proven their durability at thousands of sites worldwide. AutoPumps are designed to handle difficult pumping challenges that other pumps can't, such as hydrocarbons, solvents, suspended solids, corrosives, temperature extremes, viscous fluids and frequent start/stop cycles. Beyond just the pump, AutoPump systems offer the most complete range of tubing, hose, connectors, wellhead caps and accessories to help your installation go smoothly. This superior pumping heritage, application experience and support back up every AutoPump you put to work on your project.

Advantages

- 1. The original automatic air-powered well pump, proven worldwide over 18 years**
- 2. The highest flow rates and deepest pumping capabilities in the industry**
- 3. Patented, proven design for superior reliability and durability, even in severe applications**
- 4. Handles solids, solvents, hydrocarbons corrosive conditions, viscous fluids and high temperatures beyond the limits of electric pumps**
- 5. Five-year warranty**

Pump Dimensions



Specifications & Operating Requirements

Model	4" - Short AP4+ Bottom Inlet
Liquid Inlet Location	Bottom
O.D.	3.6 in. (91 mm)
Overall Length With Extended Screen	39.3 in. (100 cm)
Weight	13.7 lbs. (6.2 kg)
Maximum Flow Rate	13 gpm (49 lpm)* - See Flow Rate Chart
Pump Volume/Cycle	0.22 - 0.36 gal (.83 - 1.36 L)
Minimum Accuation Level	26.7 in. (68 cm)
Standard Pump	
Maximum Depth	250 ft. (76 m)
Air Pressure	5 - 120 psi (0.4 - 8.4 kg/cm ²)
Air Usage	0.4 - 1.1 scf / gal. (3.0 - 8.5 liter of air / fluid liter) - See air usage chart
High Pressure Pump	
Maximum Depth	425 ft. (130 m)
Air Pressure	5 - 200 psi (0.4 - 14.1 kg/cm ²)
Minimum Liquid Density	0.7 SpG (0.7 g/cm ³)
Standard Construction Materials¹	
Pump Body	Fiberglass or Stainless Steel
Pump Ends	Stainless Steel
Internal Components	Stainless Steel, Viton, PVDF, Hastelloy-C
Tube & Hose Fittings	Brass or Stainless Steel
Fitting Type	Barbs, Quick Connects or Easy Fittings
Tube & Hose Options	
Tubing Materials²	Nylon
Sizes - Liquid Discharge	1 in. (25 mm) or 1-1/4 in. (32 mm) OD
Pump Air Supply	1/2 in. (13 mm) OD
Air Exhaust	5/8 in. (16 mm) OD
Hose Material	Nitrile
Sizes - Liquid Discharge	3/4 in. (19 mm) or 1 in. (25 mm) ID
Pump Air Supply	3/8 in. (9.5 mm) ID
Air Exhaust	1/2 in. (13 mm) ID

¹ Material upgrades available

² Applies to QED supplied tubing; other tubing sources may not conform to QED fittings.

Application Limits (Base model)

AP4+ AutoPumps are designed to handle the application ranges described below. For applications outside these ranges, consult QED about AP4+ upgrades.

Maximum Temperature: 180°F (82°C)

pH Range: 4-9

Solvents and Fuels: diesel, gasoline, JP1-JP6, #2 heating oils, BTEX, MTBE, landfill liquids

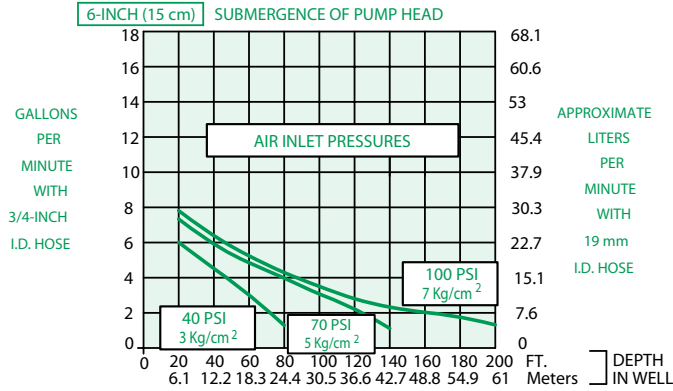
*Consult QED for higher flow requirements

Long and short AP4+ AutoPumps are warranted for five(5) years: Low-Drawdown AP4+ AutoPumps are warranted for one (1) year.

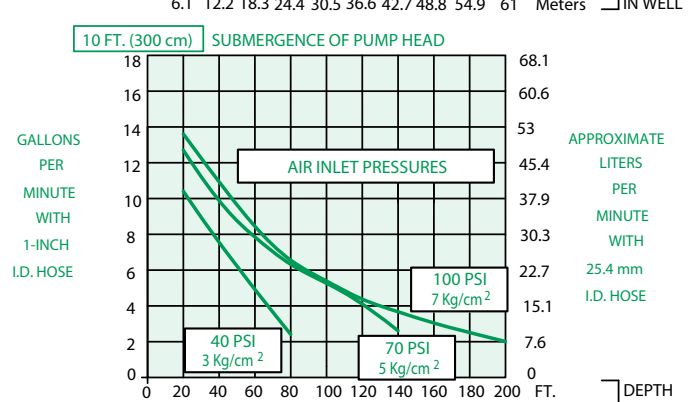
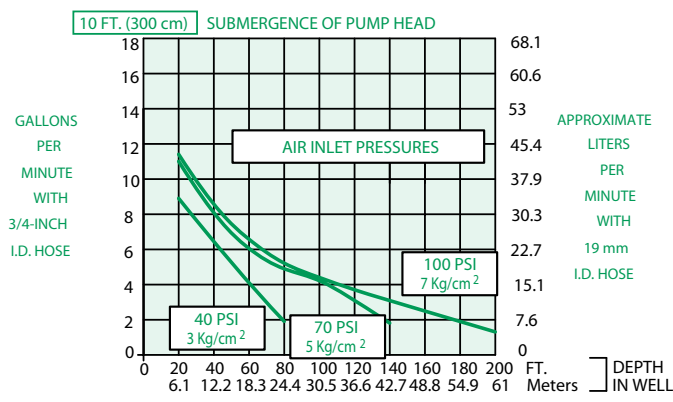
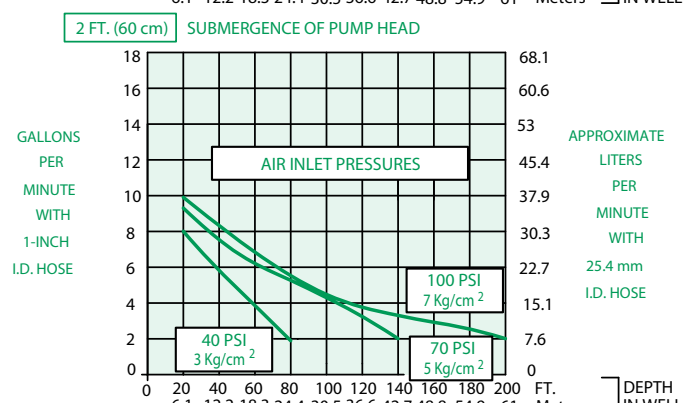
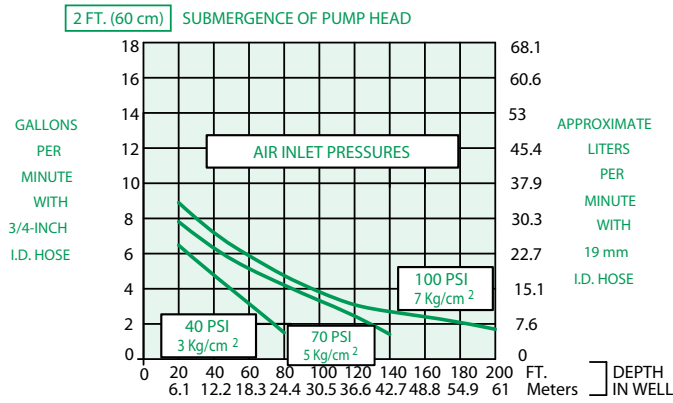
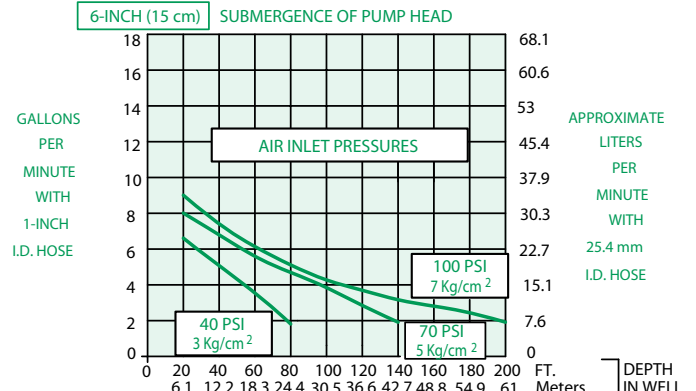
AP4+B Bottom Inlet, Short

Flow Rates¹

**3/4 inch (19 mm)
Inside Diameter Discharge Hose**
(Equivalent to 1-Inch O.D. Tubing)



**1 inch (25.4 mm)
Inside Diameter Discharge Hose**
(Equivalent to 1.25-Inch O.D. Tubing)

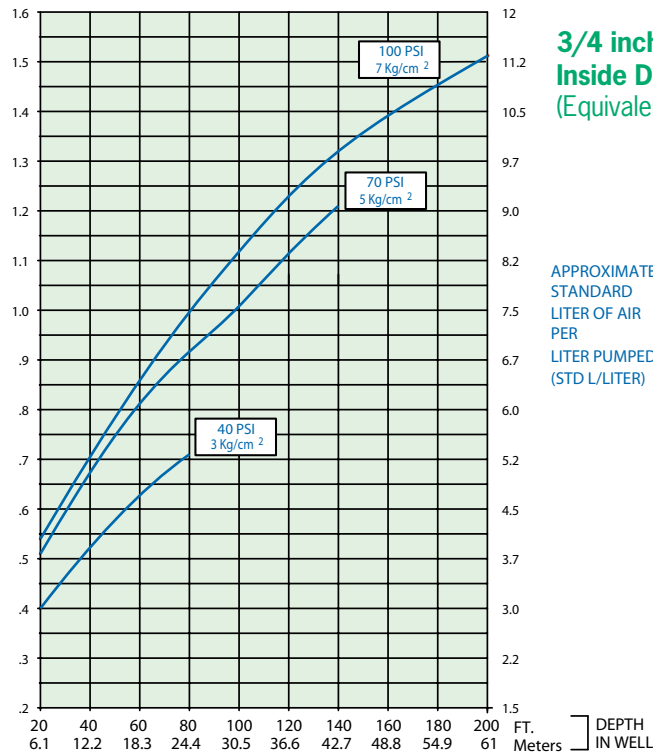


¹FLOW RATES MAY VARY WITH SITE CONDITIONS. CALL QED FOR TECHNICAL ASSISTANCE.

Air Consumption



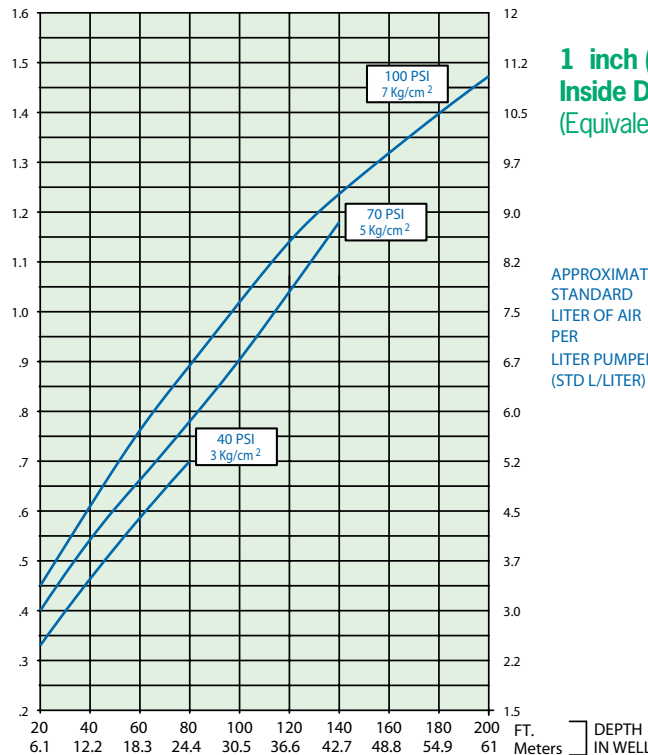
STANDARD
CUBIC FEET OF AIR
PER
GALLON PUMPED
(SCF/GAL)



3/4 inch (19 mm)
Inside Diameter Discharge Hose
(Equivalent to 1-Inch O.D. Tubing)

APPROXIMATE
STANDARD
LITER OF AIR
PER
LITER PUMPED
(STD L/LITER)

STANDARD
CUBIC FEET OF AIR
PER
GALLON PUMPED
(SCF/GAL)



1 inch (25.4 mm)
Inside Diameter Discharge Hose
(Equivalent to 1.25-Inch O.D. Tubing)

APPROXIMATE
STANDARD
LITER OF AIR
PER
LITER PUMPED
(STD L/LITER)