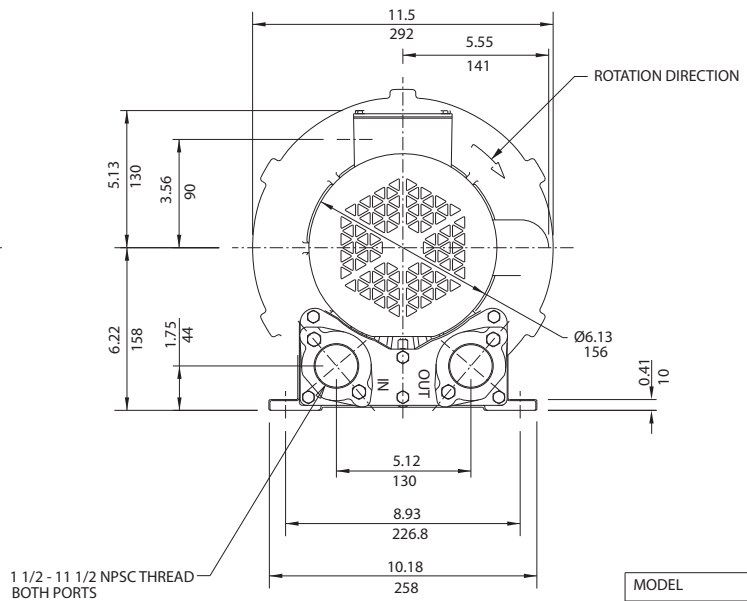
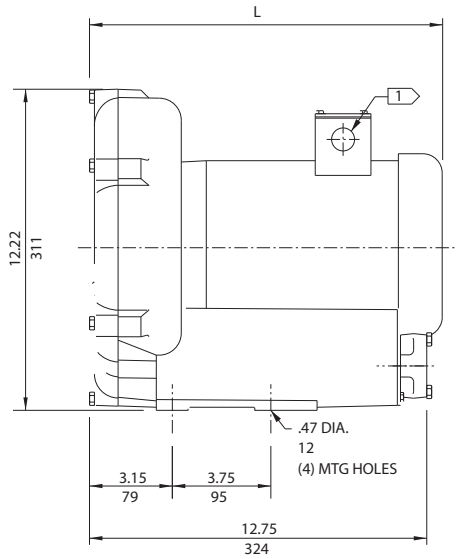


DR 353 & CP 353

.75 HP Regenerative Blower



- NOTES
- 1) TERMINAL BOX CONNECTOR HOLE .88 (22) DIA.
 - 2) DRAWING NOT TO SCALE, CONTACT FACTORY FOR SCALE CAD DRAWING.
 - 3) CONTACT FACTORY FOR BLOWER MODEL LENGTHS NOT SHOWN.

MODEL	L (IN/MM)
DR353BR9M	13.97/355
DR353BR72M	12.5/317

Specification	Units	Part/ Model Number				
		DR353BR9M 080554	DR353BR72M 080555	DR353BR86M 080556	CP353BR72MLR 081562	CP353FD72MLR 081612
Motor Enclosure - Shaft Mtl.	-	TEFC - CS	TEFC - CS	TEFC - CS	CHEM TEFC - CS	CHEM TEFC - SS
Horsepower	-	0.75	0.75	0.75	0.75	0.75
Voltage	AC	115/230	230/460	575	230/460	230/460
Phase - Frequency	-	Single - 60 Hz	Three - 60 Hz	Three - 60 Hz	Three 60 Hz	Three 60 Hz
Insulation Class	-	F	F	F	F	F
NEMA Rated Motor Amps	Amps (A)	10.0/5.0	3.0/1.5	0.96	3.0/1.5	3.0/1.5
Service Factor	-	1.15	1.25	1.25	1.25	1.25
Max. Blower Amps	Amps (A)	12/6	3.5/1.75	1.0	3.5/1.75	3.5/1.75
Locked Rotor Amps	Amps (A)	59.6/29.8	15.2/7.6	6.1	15.2/7.6	15.2/7.6
NEMA Starter Size	-	00/00	00/00	00	00/00	00/00
Shipping Weight	Lbs	60	54	54	54	54
	Kg	27.2	24.5	24.5	24.5	24.5

Operating Temperatures - Maximum operating temperature: Motor winding temperature (winding rise plus ambient) should not exceed 140°C for Class F rated motors or 120°C for Class B rated motors. Blower outlet air temperature should not exceed 140°C (air temperature rise plus inlet temperature). Performance curve maximum pressure and suction points are based on a 40°C inlet and ambient temperature. Consult factory for inlet or ambient temperatures above 40°C.

Maximum Blower Amps - Corresponds to the performance point at which the motor or blower temperature rise with a 40°C inlet and/or ambient temperature reaches the maximum operating temperature.

This document is for informational purposes only and should not be considered as a binding description of the products or their performance in all applications. The performance data on this page depicts typical performance under controlled laboratory conditions. AMETEK is not responsible for blowers driven beyond factory specified speed, temperature, pressure, flow or without proper alignment. Actual performance will vary depending on the operating environment and application. AMETEK products are not designed for and should not be used in medical life support applications. AMETEK reserves the right to revise its products without notification. The above characteristics represent standard products. For product designed to meet specific applications, contact AMETEK Technical & Industrial Products Sales department.

DR 353 & CP 353

.75 HP Regenerative Blower

FEATURES

- Manufactured in the USA - ISO 9001 and NAFTA compliant
- CE compliant - Declaration of Conformity on file
- Maximum flow: 100 SCFM
- Maximum pressure: 50 IWG
- Maximum vacuum: 45 IWG
- Standard motor: 3/4 HP, TEFC
- Cast aluminum blower housing, impeller & cover; cast iron flanges (threaded)
- UL & CSA approved motor with permanently sealed ball bearings
- Inlet & outlet internal muffling
- Quiet operation within OSHA standards

MOTOR OPTIONS

- International voltage & frequency (Hz)
- Chemical duty, high efficiency, inverter duty or industry-specific designs
- Various horsepower for application-specific needs

BLOWER OPTIONS

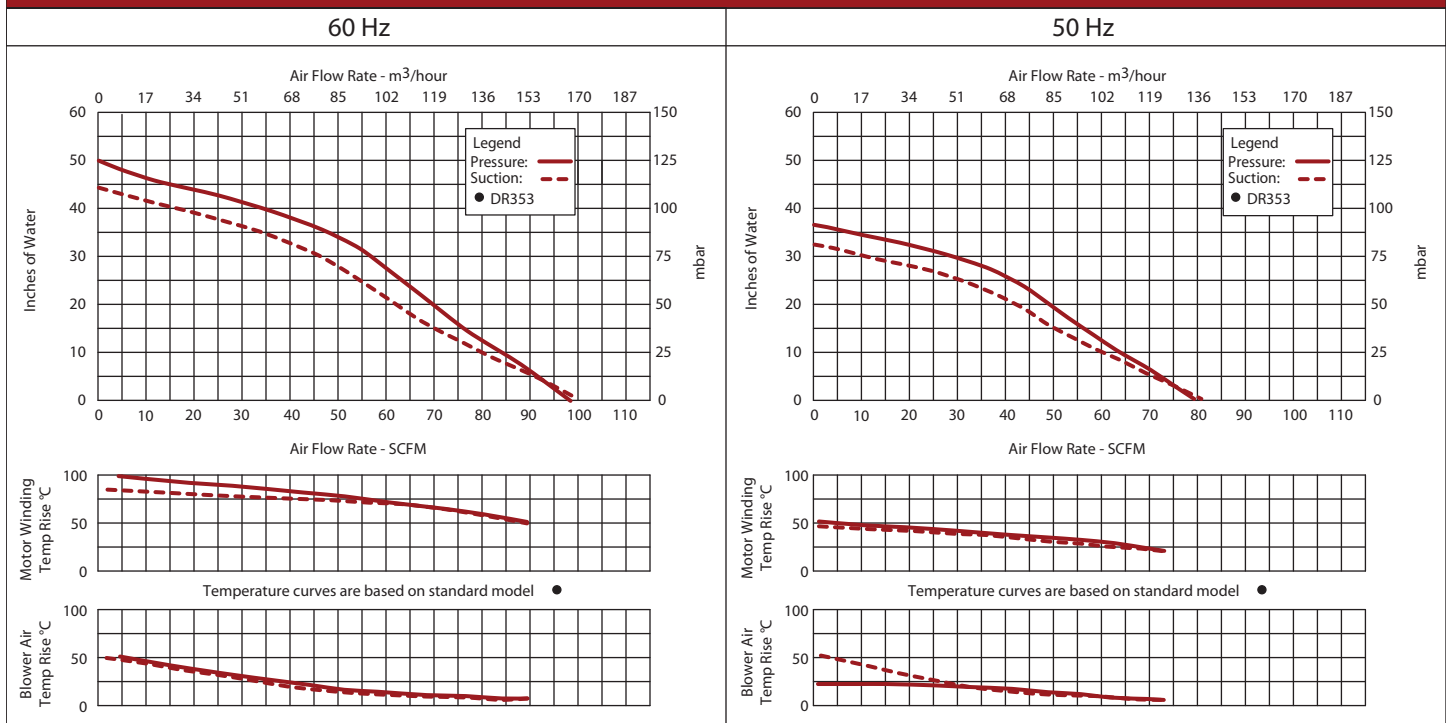
- Corrosion resistant surface treatments & sealing options
- Remote drive (motorless) models
- Slip-on or face flanges for application-specific needs

ACCESSORIES

- Flowmeters reading in SCFM
- Filters & moisture separators
- Pressure gauges, vacuum gauges, & relief valves
- Switches - air flow, pressure, vacuum, or temperature
- External mufflers for additional silencing
- Air knives (used on blow-off applications)
- Variable frequency drive package



Blower Performance at Standard Conditions



This document is for informational purposes only and should not be considered as a binding description of the products or their performance in all applications. The performance data on this page depicts typical performance under controlled laboratory conditions. AMETEK is not responsible for blowers driven beyond factory specified speed, temperature, pressure, flow or without proper alignment. Actual performance will vary depending on the operating environment and application. AMETEK products are not designed for and should not be used in medical life support applications. AMETEK reserves the right to revise its products without notification. The above characteristics represent standard products. For product designed to meet specific applications, contact AMETEK Technical & Industrial Products Sales department.