



Enviro-Equipment Inc.  
10120 Industrial Drive  
Pineville NC 28134

Stock#: 339

Status: In Stock

Dimensions: 7" x 7" x 14"

Weight: 12 lbs

Description: Appleton Vented XP Light Fixture

Model#: A-51 Series

CAT#: AAU-15N

Max Amb Temp: 40C

Max Volt: 300 AC ONLY

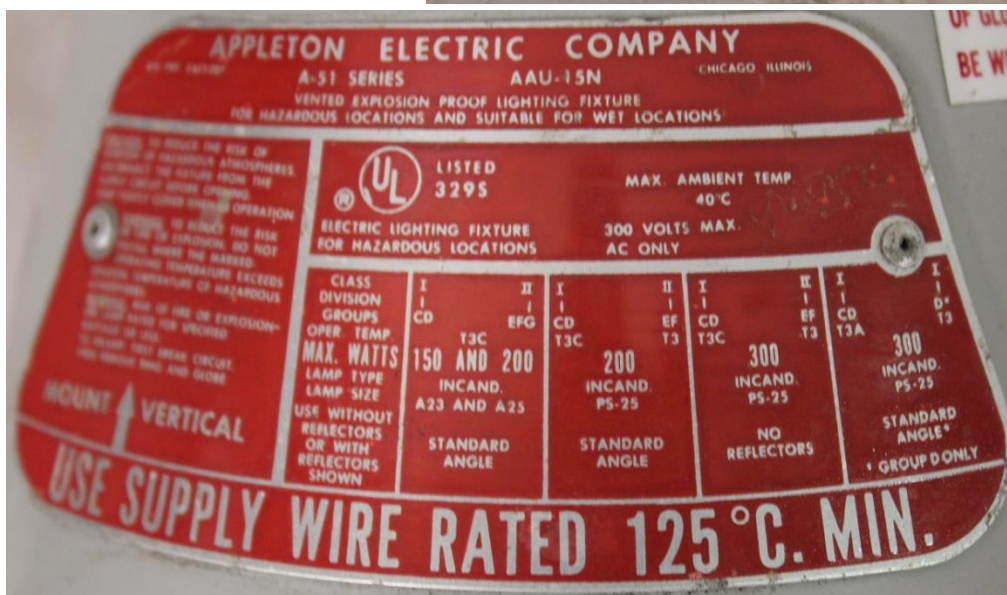
Class: 1

Division: 1

Group: CD

Max Watt: 150

Lamp: Incandescent



# A-51™ Incandescent Factory Sealed Luminaires

## Explosionproof

Suitable for use in Wet Locations. UNILETS® for use with Threaded Metal Conduit.

**NEC/CEC — For Group A and B:**  
Class I, Division 1 and 2, Groups A, B, C, D  
Class II, Division 1 and 2, Groups E, F, G  
Class III

**NEC/CEC — For Group C and D:**  
Class I, Division 1 and 2, Groups C, D  
Class II, Division 1 and 2, Groups E, F, G  
Class III

### Applications

- A-51 Series Incandescent Class I, Groups A, B, C and D; and Class II, Groups E, F and G applications (see listings and area suitability chart).
- Ideal for use in chemical and petrochemical plants, and in other heavy process areas where ignitable vapors, dust, moisture and corrosive atmospheres may be present.
- Suitable for use in wet locations.
- Wide range of wattages – 100 W through 300 W incandescent lamps.
- Choice of units with or without guard, as well as choice of porcelain, polyester or aluminum reflectors.
- Choice of mountings: pendant, ceiling, 25° stanchion, long bracket and 15° short bracket.
- Porcelain reflectors for standard applications and fiberglass reinforced polyester reflectors for installations where fixture is subject to exceptionally severe corrosive atmospheres. High bay reflector for installations where mounting height from work plane ranges from 762 mm (20 to 30 ft/508 in).
- Class I, Groups A and B fixtures have special UL-approved sintered metal flame arrester.

### Features

- All A-51 fixtures are factory-sealed; no external sealing fittings required.
- New high temperature phenolic connection block in mounting hood has rugged leaf spring contacts – loosen two screws, rotate and remove for quick wiring.
- Safe, easy servicing or relamping without disconnecting any wiring. “Wireless” fixture unit easily threads off mounting hood for convenient servicing or for immediate exchange with “stand-by” unit.
- All joints are flame-tight.
- Specially formulated two-coat baked epoxy enamel provides superior protective finish to resist corrosion. Applied to all mounting hoods, fixture units and guards.
- New high temperature glass-reinforced phenolic socket block in fixture unit has collector ring and pin that automatically make electrical contact as fixture unit is threaded onto mounting hood.
- Globes in A-51 fixtures are explosionproof and heat- and impact-resistant glass. Prismatic configuration on globe interior provides light control while allowing smooth exterior surface for cleaning.
- A-51 fixture units have standardized threads to fit all A-51 and mounting hoods.
- All fixtures have aluminum inner reflector for increased lumen efficiency.
- A-51 fixture guards to protect globe are of rugged copperfree aluminum construction and double epoxy coated. Easily mount to globe ring with 3 screws.

### Standard Materials

- Fixtures and guards: copperfree (4/10 of 1% max.) aluminum.
- Pendant mounting hoods: copperfree (4/10 of 1% max.) aluminum.
- Ceiling and bracket mounting hoods: malleable iron with aluminum adapters.
- Reflectors: porcelain-enameled steel, aluminum or fiberglass reinforced polyester.

### Group A and B



Polyester Reflector



Porcelain Reflector



### Group C and D



Polyester Reflector



Porcelain Reflector



### Standard Finishes

- Fixtures, guards and mounting hoods: two-coat epoxy-clad finish. Epoxy powder coat finish, electrostatically applied for complete, uniform surface protection.
- Steel reflectors: white porcelain enamel.
- Polyester and aluminum reflectors: natural finish.

### NEC/CEC Certifications and Compliances

- UL Standard: UL 1598, UL 844
- UL Listed: E10444
- CSA Standard: C22.2 No. 250, C22.2 No. 137
- CSA Certified: 025428

# A-51™ Incandescent Factory Sealed Luminaires

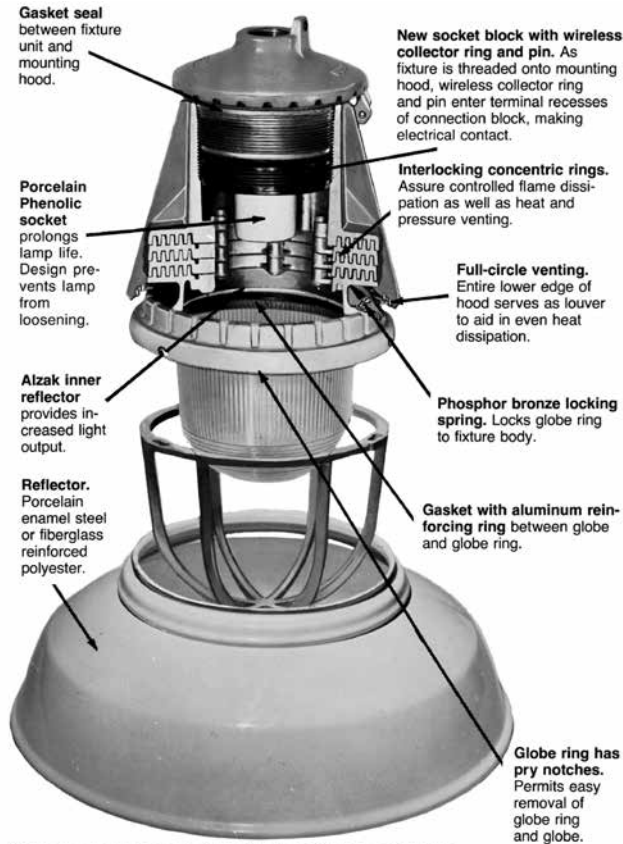
## Explosionproof

Suitable for use in Wet Locations. UNILETS® for use with Threaded Metal Conduit.

### NEC/CEC:

Class I, Division 1 and 2, Groups A, B, C, D.  
Class II, Division 1 and 2, Groups E, F, G  
Class III

### Illustrated Features



Alzak® is a proprietary term of the Aluminum Company of America.

### Weights

Fixture Units		
Wt. kg (lbs)		Catalog Number
3.4 (7.6)		AAU-1N
3.4 (7.6)		AAU-15N
4.9 (10.7)		AAU-2NS
9.2 (20.3)		AAU-5NS
6.8 (15.0)		AAUA-15
8.2 (18.0)		AAUA-2

Mounting Hoods		
Type		Wt. kg (lbs)
Pendant		0.6 (1.3)
Ceiling		2.2 (4.8)
Stanchion		0.7 (1.6)
Long Bracket		4.0 (8.9)
Short Bracket		2.2 (4.8)

Guards		
Wt. kg (lbs)		Catalog Number
0.2 (0.4)		AAGU-1
0.4 (0.8)		AAGU-2
0.9 (1.9)		AAGU-5
0.2 (0.5)		AAGUA-15

Standard Reflectors		
Wt. kg (lbs)		Catalog Number
1.3 (2.8)		AARP-2ST
1.0 (2.1)		AARW-15ST
1.3 (2.9)		AARW-2ST
2.0 (4.3)		AARW-5ST
1.0 (2.1)		AARW-15ST

30° Angle Reflectors		
Wt. kg (lbs)		Catalog Number
1.5 (3.3)		AARP-2AN
1.0 (2.1)		AARW-15AN
1.1 (2.4)		AARW-2AN
3.2 (7.0)		AARW-5AN
1.0 (2.1)		AARW-15AN

High Bay Reflectors		
Wt. kg (lbs)		Catalog Number
1.3 (2.9)		AARE-2HB
1.8 (3.9)		AARE-5HB

Appleton®

INCANDESCENT/AREA: NEC/CEC EXPLOSIONPROOF

# A-51™ Incandescent Factory Sealed Luminaires

## Explosionproof

Suitable for use in Wet Locations. UNILETS® for use with Threaded Metal Conduit.

**NEC/CEC:**

Class I, Division 1 and 2, Groups A, B, C, D  
 Class II, Division 1 and 2, Groups E, F, G  
 Class III

Fixture Unit	Lamp Watts	Without Reflectors	Standard Dome	30° Angle	High Bay	Supply Wire °C (°F)
<b>Class I Division 1 and Division 2 Groups C and D</b>						
AAU1N	100 W A19	T5	T5	T5	—	125 (257)
	100 W A21	T5	T5	T5	—	125 (257)
AAU15N	150 W A23	T3C	T3C	T3C	—	125 (257)
	200 W A25	T3C	T3C	T3C	—	125 (257)
	200 W PS25	T3C	T3C	T3C	—	125 (257)
	300 W PS25	T3C	T3A	T3A (D)	—	125 (257)
AAU2NS	200 W PS25	T3C	T3C	T3C	—	110 (230)
	200 W PS30	T3C	T3C	T3C	—	110 (230)
	300 W PS25	T3C	T3C	T3C	—	110 (230)
	300 W PS30	T3C	T3C	T3C	—	110 (230)
<b>Class I Division 1 and Division 2 Groups A ①, B, C and D</b>						
AAUA15	150 W A23	T3C	T3C	T3C	—	110 (230)
	150 W A25	T3C	T3C	T3C	—	110 (230)
	200 W A25	T3C	T3C	T3C	—	110 (230)
	200 W PS25	T3C	T3C	T3C	—	110 (230)
AAUA2	200 W PS25	T3C	T3C	T3C	—	110 (230)
	200 W PS30	T3C	T3C	T3C	—	110 (230)
	300 W PS25	T3C	T3C	T3C	—	110 (230)
	300 W PS30	T3C	T3C	T3C	—	110 (230)
<b>Class II Division 1 and Division 2 Groups E, F and G</b>						
AAU1N	100 W A19	T3C	T3C	T3C	—	125 (257)
	100 W A21	T3C	T3C	T3C	—	125 (257)
AAU15N	150 W A23	T3C	T3C	T3C	—	125 (257)
	200 W A25	T3C	T3C	T3C	—	125 (257)
	200 W PS25	T3	T3	T3	—	125 (257)
	300 W PS25	T3	—	—	—	125 (257)
AAU2NS	200 W PS25	T3C	T3C	T3C	—	110 (230)
	200 W PS30	T3C	T3C	T3C	—	110 (230)
	300 W PS25	T3C	T3C	T3A (EF)	—	110 (230)
	300 W PS30	T3C	T3C	T3A (EF)	—	110 (230)

NOTE: Ambient suitability of these incandescent fixtures: +40 °C (+104°F)

① For Group A, use Pendant Mount only.




# A-51™ Incandescent Factory Sealed Luminaires

## For Group C and D Locations. Explosionproof

Suitable for use in Wet Locations. UNILETS® for use with Threaded Metal Conduit.

**NEC/CEC:**

Class I, Division 1 and 2, Groups C, D  
Class II, Division 1 and 2, Groups E, F, G  
Class III

Type		Hub Size (Inches)	Catalog Number ②
<b>Pendant — One Hub, Rigid or Flexible Mounting</b>			
	100 W (AAU-1N)	1/2	AP1050
	A-21	3/4	AP1075
		1	AP10100
	150-300 W (AAU-15N)	1/2	AP1550
	A-23 PS-25	3/4	AP1575
		1	AP15100
	200-300 W (AAU-2NS)	1/2	AP2050
	PS-30	3/4	AP2075
		1	AP20100
<b>Ceiling — Four Hubs, Three Close-up Plugs</b>			
	100 W (AAU-1N)	1/2	AC1050
	A-21	3/4	AC1075
		1	AC10100
	150-300 W (AAU-15N)	1/2	AC1550
	A-23 PS-25	3/4	AC1575
		1	AC15100
	200-300 W (AAU-2NS)	1/2	AC2050
	PS-30	3/4	AC2075
		1	AC20100
<b>25° Stanchion — One Hub — Not UL Listed</b>			
	100 W (AAU-1N)	1-1/2 ②	AN10150
	A-21		
	150-300 W (AAU-15N)	1-1/2 ②	AN15150
	A-23 PS-25		
	200-300 W (AAU-2NS)	1-1/2 ②	AN20150
	PS-30		

① See A-51™ Incandescent Factory Sealed Luminaire Classified Area Suitability page for suitability of specific fixtures.






② 1-1/2" tapped hub furnished with a 1-1/2" to 1-1/4" reducer.

# A-51™ Incandescent Factory Sealed Luminaires

## For Group C and D Locations. Explosionproof

Suitable for use in Wet Locations. UNILETS® for use with Threaded Metal Conduit.

Class I, Division 1 and 2, Groups C, D  
Class II, Division 1 and 2, Groups E, F, G  
Class III

Type	Hub Size (Inches)	Catalog Number ②	
<b>Long Bracket — Four Hubs, Three Close-up Plugs</b>			
	100 W (AAU-1N) A-21	1/2 3/4	ALB1050 ALB1075
		1	ALB10100
	150-300 W (AAU-15N) A-23 PS-25	1/2	ALB1550
		3/4	ALB1575
		1	ALB15100
	200-300 W (AAU-2NS) PS-30	1/2	ALB2050
		3/4	ALB2075
		1	ALB20100
	<b>15° Short Bracket — Two Hubs, One Close-up Plug</b>		
	100 W (AAU-1N) A-21	1/2 3/4	ASB1050 ASB1075
	150-300 W (AAU-15N) A-23 PS-25	1/2	ASB1550
		3/4	ASB1575
	200-300 W (AAU-2NS) PS-30	1/2	ASB2050
		3/4	ASB2075
	<b>Three-Way Exit Sign</b>		
	Epoxy enameled steel – 152.4 mm (6 in)-high red lettering 60-200 W (Mounts to AAU-1N or AAU-15N fixture units in place of guard)	<b>CJEXRN</b>	
<b>Single-Sided Exit Sign</b>			
	Epoxy enameled steel – 152.4 mm (6 in)-high red lettering 60-200 W (Mounts to AAU-1N or AAU-15N fixture units in place of guard) (See page G2-24 for dimensions)	<b>AEXR-15R</b>	
<b>Guard — Add suffix to fixture catalog number</b>			
	Guard	<b>-G</b>	

② See A-51™ Incandescent Factory Sealed Luminaire Classified Area Suitability page for suitability of specific fixtures.











# A-51™ Incandescent Factory Sealed Luminaires

## For Group C and D Locations. Explosionproof

Suitable for use in Wet Locations. UNILETS® for use with Threaded Metal Conduit.

NEC/CEC — For Group C and D:  
Class I, Division 1 and 2, Groups C, D  
Class II, Division 1 and 2, Groups E, F, G  
Class III

Mounting Hoods		
Type	Hub Size (Inches)	Catalog Number
<b>Pendant — One Hub, Rigid or Flexible Mounting</b>		
	1/2	<b>AAP-50</b>
	3/4	<b>AAP-75</b>
	1	<b>AAP-100</b>
<b>Ceiling — Four Hubs, Three Close-up Plugs</b>		
	1/2	<b>AAC-50</b>
	3/4	<b>AAC-75</b>
	1	<b>AAC-100</b>
<b>25° Stanchion — Not UL Listed — One Hub</b>		
	1-1/2	<b>AAN-150</b> ①
<b>Long Bracket — Four Hubs, Three Close-up Plugs</b>		
	1/2	<b>AALB-50</b>
	3/4	<b>AALB-75</b>
	1	<b>AALB-100</b>
<b>15° Short Bracket — Two Hubs, One Close-up Plug</b>		
	1/2	<b>AASB-50</b>
	3/4	<b>AASB-75</b>
Type	Catalog Number	
<b>Fixture Units</b>		
	100 W A-21	<b>AAU-1N</b>
	150-300 W A-23 and PS-25	<b>AAU-15N</b>
	200-300 W PS-30	<b>AAU-2NS</b>
<b>Prismatic Glass Globes</b>		
	100 W (AAU-1N)	<b>AAGL-1PR</b>
	150-300 W (AAU-15N)	<b>AAGL-1PR</b>
	200-300 W (AAU-2NS)	<b>AAGL-2PR</b>
<b>Aluminum Guards</b>		
	100 W (AAU-1N)	<b>AAGU-1</b>
	150-300 W (AAU-15N)	<b>AAGU-1</b>
	200-300 W (AAU-2NS)	<b>AAGU-2</b>










① 1-1/2" tapped hub furnished with a 1-1/2" to 1-1/4" reducer.

# A-51™ Incandescent Factory Sealed Luminaires

## For Group C and D Locations. Explosionproof

Suitable for use in Wet Locations. UNILETS® for use with Threaded Metal Conduit.

NEC/CEC — For Group C and D:  
 Class I, Division 1 and 2, Groups C, D  
 Class II, Division 1 and 2, Groups E, F, G  
 Class III

Type	Fixture Size	Catalog Number									
<b>Standard Dome</b>											
 <p>406.4 (16.00) Porcelain</p>	 <p>406.4 (16.00) Polyester</p>	(Not for use with short brackets) 100 W (AAU-1N) 150-300 W (AAU-15N) 200-300 W (AAU-2NS)	<table border="1"> <thead> <tr> <th>Porcelain</th> <th>Polyester</th> </tr> </thead> <tbody> <tr> <td>AARW-15ST</td> <td>—</td> </tr> <tr> <td>AARW-15ST</td> <td>—</td> </tr> <tr> <td>AARW-2ST</td> <td>AARP-2ST</td> </tr> </tbody> </table>	Porcelain	Polyester	AARW-15ST	—	AARW-15ST	—	AARW-2ST	AARP-2ST
Porcelain	Polyester										
AARW-15ST	—										
AARW-15ST	—										
AARW-2ST	AARP-2ST										
<b>30° Angle</b>											
 <p>304.8 (12.00) Porcelain</p>	 <p>304.8 (12.00) Polyester</p>	100 W (AAU-1N) 150-300 W (AAU-15N) 200-300 W (AAU-2NS)	<table border="1"> <tbody> <tr> <td>AARW-15AN</td> <td>—</td> </tr> <tr> <td>AARW-15AN</td> <td>—</td> </tr> <tr> <td>AARW-2AN</td> <td>AARP-2AN</td> </tr> </tbody> </table>	AARW-15AN	—	AARW-15AN	—	AARW-2AN	AARP-2AN		
AARW-15AN	—										
AARW-15AN	—										
AARW-2AN	AARP-2AN										
<b>Colored Glass Globes</b>											
		<b>Amber</b> 100 W (AAU-1N) 150-300 W (AAU-15N) 200-300 W (AAU-2NS)	AAGL-1A AAGL-1A AAGL-2A								
		<b>Green</b> 100 W (AAU-1N) 150-300 W (AAU-15N) 200-300 W (AAU-2NS)	AAGL-1G AAGL-1G AAGL-2G								
		<b>Red</b> 100 W (AAU-1N) 150-300 W (AAU-15N) 200-300 W (AAU-2NS)	AAGL-1R AAGL-1R AAGL-2R								
<b>Replacement Socket</b>											
 <p>AASP-22</p>	 <p>AASP-44</p>	100 W (AAU-1N) — Medium Base 150-300 W (AAU-15N) — Medium Base 200-300 W (AAU-2NS) — Medium Base	AASP-11 AASP-22 AASP-44								
<b>Connection Block</b>											
		Fits A-51 Mounting Hoods 100-300 W	VPT-7								
<b>Globe Gaskets — Fiber and Aluminum</b>											
		Requires one of each 100-300 W (AAU-1N and AAU-15N) 200-300 W (AAU-2NS)	<table border="1"> <thead> <tr> <th>Fiber</th> <th>Aluminum</th> </tr> </thead> <tbody> <tr> <td>AASP-15V</td> <td>AASP-15A</td> </tr> <tr> <td>AASP-2V</td> <td>AASP-2A</td> </tr> </tbody> </table>	Fiber	Aluminum	AASP-15V	AASP-15A	AASP-2V	AASP-2A		
Fiber	Aluminum										
AASP-15V	AASP-15A										
AASP-2V	AASP-2A										

Appleton®

INCANDESCENT/AREA: NEC/CEC EXPLOSIONPROOF



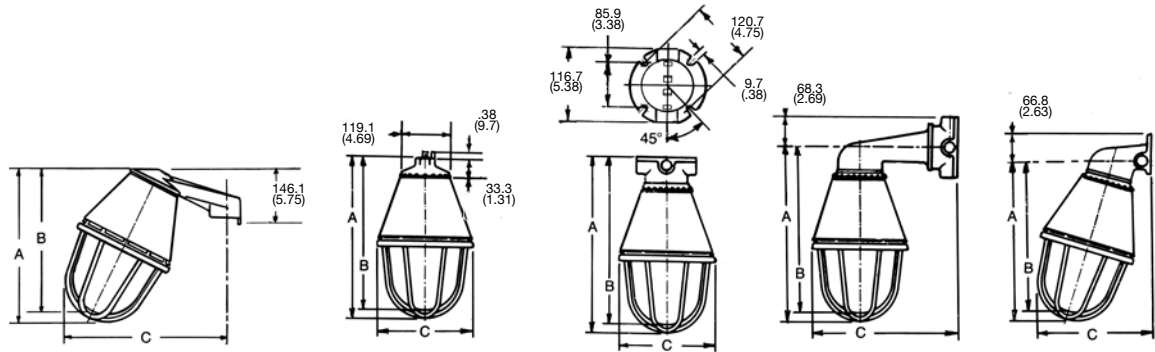
# A-51™ Incandescent Factory Sealed Luminaires

## For Group C and D Locations. Explosionproof

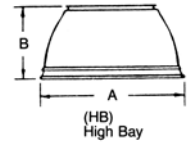
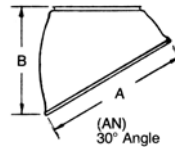
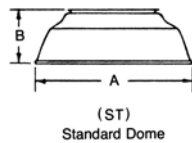
Suitable for use in Wet Locations. UNILETS® for use with Threaded Metal Conduit.

NEC/CEC — For Group C and D:  
 Class I, Division 1 and 2, Groups C, D  
 Class II, Division 1 and 2, Groups E, F, G  
 Class III

### Dimensions in Millimeters (Inches)



Size (Watts)	Stanchion mm (in)			Pendant ① mm (in)			Ceiling mm (in)			Long Bracket mm (in)			Short Bracket mm (in)		
	A	B	C	A	B	C	A	B	C	A	B	C	A	B	C
100	291.3 (11.47)	275.6 (10.85)	292.1 (11.50)	311.2 (12.25)	295.4 (11.63)	179.3 (7.06)	349.3 (13.75)	333.5 (13.13)	179.3 (7.06)	349.3 (13.75)	333.5 (13.13)	314.5 (12.38)	344.4 (13.56)	328.7 (12.94)	231.9 (9.13)
150-300	291.3 (11.47)	275.6 (10.85)	292.1 (11.50)	311.2 (12.25)	295.4 (11.63)	179.3 (7.06)	349.3 (13.75)	333.5 (13.13)	179.3 (7.06)	349.3 (13.75)	333.5 (13.13)	314.5 (12.38)	344.4 (13.56)	328.7 (12.94)	231.9 (9.13)
200-300	332.0 (13.07)	314.5 (12.38)	322.8 (12.71)	354.1 (13.94)	336.6 (13.25)	223.8 (8.81)	392.2 (15.44)	374.7 (14.75)	223.8 (8.81)	392.2 (15.44)	374.7 (14.75)	336.6 (13.25)	385.8 (15.19)	363.8 (14.50)	257.3 (10.13)



Size (Watts)	A ②	B ②	A	B	A	B
100	304.8 (12.00)	114.3 (4.50)	254.0 (10.00)	193.8 (7.63)	-	-
150-200	355.6 (14.00)	111.3 (4.38)	254.0 (10.00)	193.8 (7.63)	-	-
200-300	406.4 (16.00)	131.8 (5.19)	304.8 (12.00)	200.2 (7.88)	304.8 (12.00)	153.9 (6.06)

① For dimensions of fixture unit only, subtract pendant hood dimension 3.3 cm (1.31") from dimensions A and B as listed.

② Dimensions illustrated are for porcelain steel (dome and angle) and etched aluminum (high bay).

Overall dimensions for fiberglass reinforced polyester reflectors are: standard dome – 419.1 mm (16-1/2") dia., (6") (152.4) high;  
 30° Angle – 374.7 mm (14-3/8") dia., 254 mm (10") high.

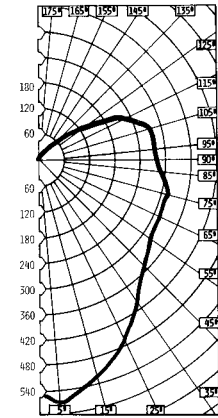
# A-51™ Incandescent Factory Sealed Luminaires

## For Group C and D Locations. Explosionproof

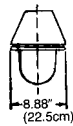
Photometric data shown here is based on a 200-watt type PS-30 lamp and is representative of the performance for all A-51 incandescent fixtures using 60-watt to 300-watt lamps. For candlepower values of fixtures with other lamps, use the following multipliers: 60 W A-19 - 0.23; 100 W A-19 - 0.47; 150 W A-21 - 0.75; 200 W A-23 - 1.07; 200 W A-25 - 1.02; 200 W PS-25 - 1.03; 300 W PS-25 - 1.70; W PS-30 - 1.63. To determine candlepower values of fixtures with a guard, multiply by value shown with each curve.

**NEC/CEC — For Group C and D:**  
 Class I, Division 1 and 2, Groups C, D  
 Class II, Division 1 and 2, Groups E, F, G  
 Class III

### Photometric Data

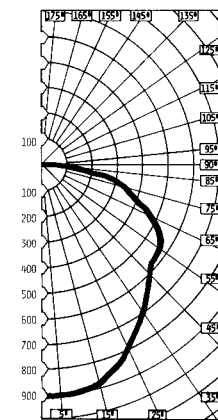


**A-51 Incandescent Fixture without Reflector**  
 Spacing to Mtg. Ht.  
 Ratio 1.25:1  
 Guard .877

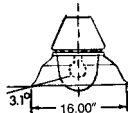


#### Effective Floor Cavity Reflectance (Rfc) is 20%

% Ceiling Rcc	Effective Floor Cavity Reflectance (Rfc) is 20%																
	80		70		50		30		10		0						
% Walls	Rw	50	30	10	50	30	10	50	30	10	50	30	10	0			
ROOM CAVITY RATIOS	1	.735	.690	.651	.695	.655	.618	.622	.590	.561	.554	.530	.506	.493	.473	.454	.422
	2	.621	.558	.503	.588	.530	.481	.525	.478	.437	.467	.430	.396	.413	.384	.357	.327
	3	.540	.468	.411	.512	.446	.394	.457	.404	.359	.406	.363	.327	.360	.325	.294	.267
	4	.474	.400	.342	.450	.381	.328	.402	.346	.301	.359	.312	.274	.318	.280	.248	.223
	5	.415	.341	.284	.394	.325	.272	.354	.295	.251	.316	.266	.229	.280	.240	.207	.184
	6	.372	.297	.245	.352	.284	.233	.316	.258	.215	.283	.234	.197	.252	.210	.178	.157
	7	.334	.262	.213	.317	.249	.203	.285	.227	.187	.255	.207	.170	.228	.187	.155	.136
	8	.300	.231	.182	.285	.221	.175	.256	.202	.162	.231	.183	.148	.206	.165	.135	.117
	9	.271	.204	.157	.258	.195	.152	.233	.178	.140	.209	.162	.128	.187	.146	.117	.100
	10	.246	.181	.139	.234	.175	.135	.212	.160	.124	.191	.145	.113	.172	.132	.102	.087



**A-51 Incandescent Fixture with Standard Dome Reflector**  
 Spacing to Mtg. Ht.  
 Ratio 1.25:1  
 Guard .890



#### Effective Floor Cavity Reflectance (Rfc) is 20%

% Ceiling Rcc	Effective Floor Cavity Reflectance (Rfc) is 20%																
	80		70		50		30		10		0						
% Walls	Rw	50	30	10	50	30	10	50	30	10	50	30	10	0			
ROOM CAVITY RATIOS	1	.757	.727	.700	.740	.713	.689	.709	.686	.667	.681	.663	.646	.656	.641	.627	.612
	2	.660	.613	.572	.647	.603	.567	.621	.585	.552	.598	.568	.540	.577	.551	.528	.512
	3	.580	.524	.478	.570	.516	.475	.549	.504	.466	.529	.490	.458	.511	.478	.449	.434
	4	.514	.452	.403	.504	.446	.400	.486	.436	.395	.469	.425	.390	.454	.415	.384	.368
	5	.451	.385	.336	.442	.380	.334	.427	.372	.332	.413	.364	.327	.399	.357	.323	.308
	6	.402	.336	.291	.394	.333	.286	.381	.326	.285	.369	.319	.282	.358	.313	.279	.264
	7	.361	.296	.254	.355	.293	.250	.343	.286	.247	.332	.282	.245	.323	.278	.243	.229
	8	.323	.261	.216	.318	.258	.216	.308	.254	.215	.299	.249	.213	.290	.245	.211	.197
	9	.291	.230	.187	.287	.227	.187	.278	.223	.186	.269	.219	.184	.262	.216	.182	.169
	10	.264	.204	.166	.259	.204	.166	.253	.200	.164	.245	.197	.162	.240	.194	.161	.149

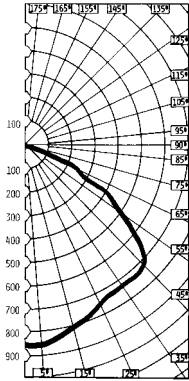
# A-51™ Incandescent Factory Sealed Luminaires

## For Group C and D Locations. Explosionproof

Photometric data shown here is based on a 200-watt type PS-30 lamp and is representative of the performance for all A-51 incandescent fixtures using 60-watt to 300-watt lamps. For candlepower values of fixtures with other lamps, use the following multipliers: 60 W A-19 - 0.23; 100 W A-19 - 0.47; 150 W A-21 - 0.75; 200 W A-23 - 1.07; 200 W A-25 - 1.02; 200 W PS-25 - 1.03; 300 W PS-25 - 1.70; 300 W PS-30 - 1.63. To determine candlepower values of fixtures with a guard, multiply by value shown with each curve.

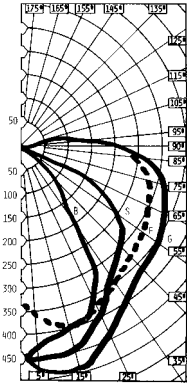
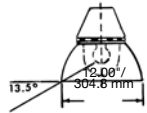
**NEC/CEC — For Group C and D:**  
**Class I, Division 1 and 2, Groups C, D**  
**Class II, Division 1 and 2, Groups E, F, G**  
**Class III**

### Photometric Data



**A-51 Incandescent Fixture with High Bay Reflector**

Spacing to Mtg.  
 Ht. Ratio 1.40:1  
 Guard .865



**A-51 Incandescent Fixture with 30° Reflector**



B—  
 Back  
 S—Side  
 F—Front  
 G—Front W.Guard

Effective Floor Cavity Reflectance (Rfc) is 20%

% Ceiling Rcc	Effective Floor Cavity Reflectance (Rfc) is 20%																
	80		70		50		30		10		0						
% Walls	Rw	50	30	10	50	30	10	50	30	10	50	30	10	0			
ROOM CAVITY RATIOS	1	.686	.644	.645	.671	.651	.634	.644	.628	.614	.620	.607	.595	.598	.588	.577	.566
	2	.614	.580	.549	.603	.571	.545	.581	.555	.531	.562	.540	.520	.544	.525	.508	.496
	3	.550	.508	.473	.542	.501	.470	.524	.490	.461	.507	.478	.454	.492	.467	.446	.434
	4	.493	.445	.408	.486	.441	.404	.470	.431	.400	.456	.422	.395	.443	.413	.389	.377
	5	.439	.387	.349	.432	.383	.347	.420	.376	.344	.407	.369	.340	.396	.383	.336	.324
	6	.393	.340	.304	.387	.338	.300	.376	.331	.298	.366	.326	.296	.356	.320	.293	.281
	7	.352	.299	.264	.347	.296	.261	.337	.290	.258	.327	.287	.256	.320	.283	.254	.242
	8	.313	.261	.224	.309	.259	.223	.300	.255	.222	.293	.251	.220	.285	.247	.219	.207
	9	.280	.228	.191	.276	.225	.191	.268	.222	.190	.261	.219	.189	.254	.216	.187	.176
	10	.252	.201	.168	.248	.201	.168	.242	.197	.167	.236	.195	.165	.231	.192	.164	.153



INCANDESCENT/AREA: NEC/CEC EXPLOSIONPROOF

# A-51™ Incandescent Factory Sealed Luminaires

## For Group A and B Locations. Explosionproof








Suitable for use in Wet Locations. UNILETS® for use with Threaded Metal Conduit.

**NEC/CEC:**

Class I, Division 1 and 2, Groups A♦, B, C, D  
 Class II, Division 1 and 2, Groups E, F, G  
 Class III

Appleton®

INCANDESCENT/AREA: NEC/CEC EXPLOSIONPROOF

		Hub Size (Inches)	Catalog Number ①②
<b>Pendant ♦ — One Hub, Rigid or Flexible Mounting</b>			
	100-200 W (AAUA-15)	1/2	<b>AAPA1550</b>
	PS-25	3/4	<b>AAPA1575</b>
	200-300 W (AAUA-2)	1/2	<b>AAPA2050</b>
	PS-30	3/4	<b>AAPA2075</b>
<b>Ceiling — Four Hubs, Three Close-up Plugs</b>			
	100-200 W (AAUA-15)	1/2	<b>AACA1550</b>
	PS-25	3/4	<b>AACA1575</b>
	200-300 W (AAUA-2)	1/2	<b>AACA2050</b>
	PS-30	3/4	<b>AACA2075</b>
<b>15° Short Bracket — Two Hubs, One Close-up Plug</b>			
	100-200 W (AAUA-15)	1/2	<b>AASBA1550</b>
	PS-25	3/4	<b>AASBA1575</b>
	200-300 W (AAUA-2)	1/2	<b>AASBA2050</b>
	PS-30	3/4	<b>AASBA2075</b>
<b>Reflectors</b>			
<b>Porcelain</b>	<b>Polyester</b>	<b>Standard Dome</b>	
			
406.4 (16.00)	406.4 (16.00)		
		100-200 W (AAUA-15)	<b>Porcelain</b> <b>AARW-15ST</b>
		200-300 W (AAUA-2)	<b>Polyester</b> <b>AARP-2ST</b>
<b>30° Angle</b>			
			
304.8 (12.00)	304.8 (12.00)		
		100-200 W (AAUA-15)	<b>AARW-15AN</b>
		200-300 W (AAUA-2)	<b>AARW-2AN</b> <b>AARP-2AN</b>

① See A-51™ Incandescent Factory Sealed Luminaire Classified Area Suitability page for suitability of specific fixtures.

② Add suffix -G to catalog number for optional guard.

♦ Shaded area indicates pendant mount is suitable for Class I, Group A in addition to other applicable area suitabilities.









# A-51™ Incandescent Factory Sealed Luminaires

## For Group A and B Locations. Explosionproof

Suitable for use in Wet Locations. UNILETS® for use with Threaded Metal Conduit.

NEC/CEC — For Group A and B:  
 Class I, Division 1 and 2, Groups A, B, C, D  
 Class II, Division 1 and 2, Groups E, F, G  
 Class III

### Mounting Hoods

	Type	Hub Size (Inches)	Catalog Number
<b>Pendant</b>		One Hub, Rigid or Flexible Mounting	1/2 <b>AAP-50</b> ① 3/4 <b>AAP-75</b> ①
<b>Ceiling</b>		Four Hubs, Three Close-up Plugs	1/2 <b>AAC-50</b> 3/4 <b>AAC-75</b>
<b>15° Short Bracket</b>		Two Hubs, One Close-up Plug	1/2 <b>AASB-50</b> 3/4 <b>AASB-75</b>
	<b>Description</b>		<b>Catalog Number</b>
<b>Fixture Units</b>		100-200 W PS-25	<b>AAUA-15</b>
		200-300 W PS-30	<b>AAUA-2</b>
<b>Globe and Ring Assembly</b>		100-200 W (AAUA-15)	<b>AAGLA-15</b>
		200-300 W (AAUA-2)	<b>AAGLA-2</b>
<b>Aluminum Guards</b>		100-200 W (AAUA-15)	<b>AAGUA-15</b>
		200-300 W (AAUA-2)	<b>AAGU-2</b>
<b>Medium Base Lamp Socket</b>		100-200 W (AAUA-15)	<b>AASPA-15</b>
		200-300 W (AAUA-2)	<b>AASPA-22</b>
<b>Connection Block</b>		Fits all A-51 and AA-51 mounting hoods 100-300 W	<b>VPT-7</b>

① Group A pendant mount only.

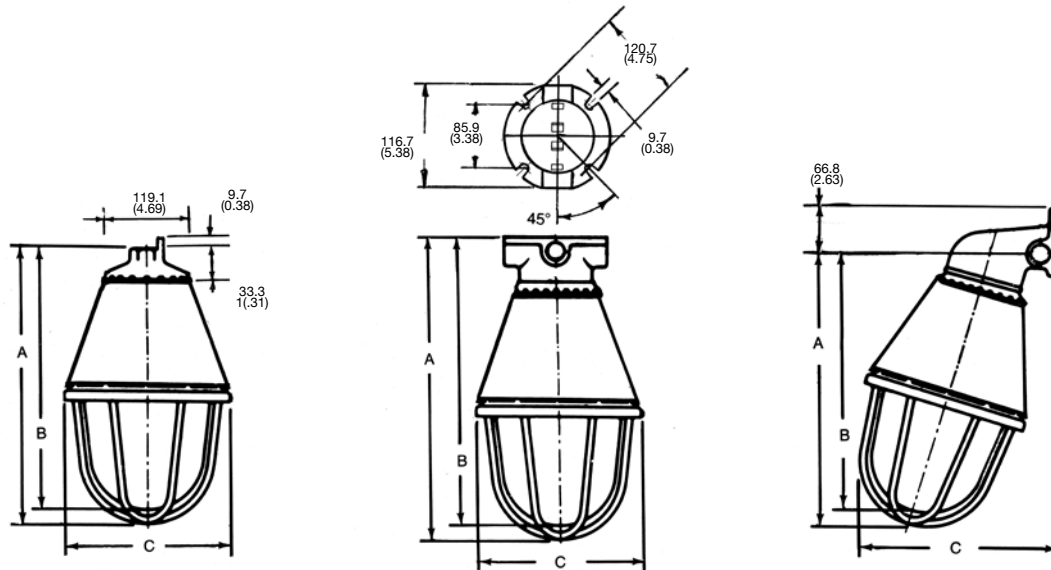
# A-51™ Incandescent Factory Sealed Luminaires

For Group A and B Locations. Explosionproof

Suitable for use in Wet Locations. UNILETS® for use with Threaded Metal Conduit.

NEC/CEC — For Group A and B:  
 Class I, Division 1 and 2, Groups A, B, C, D  
 Class II, Division 1 and 2, Groups E, F, G  
 Class III

Dimensions in Millimeters (Inches)



Size (Watts)	Pendant			Ceiling			Short Bracket		
	A	B	C	A	B	C	A	B	C
100-200	347.7 (13.69)	333.5 (13.13)	179.3 (7.06)	419.1 (16.50)	404.9 (15.94)	179.3 (7.06)	381.0 (15.00)	366.8 (14.44)	241.3 (9.50)
200-300	374.7 (14.75)	347.7 (13.69)	223.8 (8.81)	446.0 (17.56)	419.1 (16.50)	223.8 (8.81)	406.4 (16.00)	392.2 (15.44)	263.7 (10.38)

Appleton

INCANDESCENT/AREA: NEC/CEC EXPLOSIONPROOF



# A-51™ Incandescent Factory Sealed Luminaires

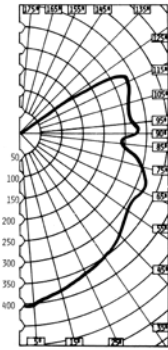
## For Group A and B Locations. Explosionproof

Photometric data shown here is based on a 200 watt type PS-25 lamp, and is representative of the performance for A-51 incandescent fixtures (Groups A and B). For candlepower values of fixtures with other lamps, use the following multipliers: 150 W (PS-25) – 0.70; and 300 W (PS-25) – 1.6. To determine candlepower values of fixtures with a guard, multiply by value shown with each curve.

**NEC/CEC — For Group A and B:**  
 Class I, Division 1 and 2, Groups A, B, C, D  
 Class II, Division 1 and 2, Groups E, F, G  
 Class III

### Photometric Data

Effective Floor Cavity Reflectance (Rfc) is 20% (No Reflector)



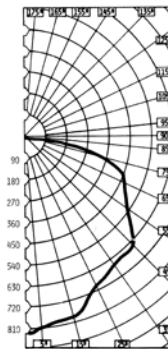
**A-51 Incandescent Fixture without Reflector**

Spacing to Mtg.  
 Ht. Ratio 1.34:1  
 Guard .80



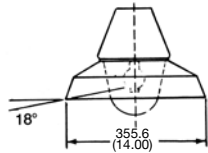
% Ceiling Rcc	Effective Floor Cavity Reflectance (Rfc) is 20% (No Reflector)																	
	% Walls R <sub>w</sub>		80			70			50			30			10			0
ROOM CAVITY RATIOS	1	.711	.669	.630	.669	.631	.595	.590	.560	.533	.518	.495	.473	.452	.434	.417	.383	
	2	.602	.541	.488	.567	.511	.465	.499	.455	.416	.437	.402	.371	.380	.352	.327	.296	
	3	.519	.449	.393	.488	.424	.374	.430	.379	.336	.375	.335	.300	.325	.292	.264	.236	
	4	.456	.384	.328	.430	.364	.312	.379	.325	.282	.332	.288	.252	.288	.252	.223	.197	
	5	.400	.328	.274	.378	.311	.260	.334	.278	.236	.293	.247	.211	.254	.217	.187	.164	
	6	.357	.285	.234	.336	.270	.221	.297	.242	.200	.261	.215	.180	.227	.188	.159	.138	
	7	.318	.248	.200	.300	.234	.190	.265	.209	.171	.233	.187	.153	.204	.165	.135	.116	
	8	.287	.219	.172	.270	.208	.164	.240	.187	.149	.212	.167	.134	.190	.147	.119	.101	
	9	.260	.194	.150	.246	.185	.143	.218	.166	.130	.192	.148	.117	.168	.131	.103	.087	
	10	.236	.173	.132	.222	.166	.126	.199	.149	.114	.175	.133	.102	.154	.117	.090	.075	

Effective Floor Cavity Reflectance (Rfc) is 20% (No Reflector)

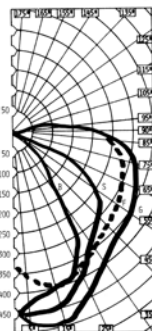


**A-51 Incandescent Fixture with Standard Dome Reflector**

Spacing to Mtg.  
 Ht. Ratio 1.2:1  
 Guard .80



% Ceiling Rcc	Effective Floor Cavity Reflectance (Rfc) is 20% (No Reflector)																
	% Walls R <sub>w</sub>		80			70			50			30			10		
ROOM CAVITY RATIOS	1	.797	.763	.733	.779	.748	.721	.745	.720	.697	.715	.695	.676	.689	.671	.655	.640
	2	.687	.633	.586	.673	.622	.581	.645	.603	.566	.620	.585	.553	.597	.567	.541	.524
	3	.594	.530	.478	.583	.522	.474	.560	.508	.464	.538	.494	.457	.519	.481	.448	.431
	4	.527	.458	.404	.517	.452	.400	.497	.440	.395	.479	.430	.390	.462	.419	.384	.366
	5	.466	.393	.340	.456	.388	.337	.440	.379	.335	.424	.371	.330	.410	.364	.326	.310
	6	.414	.342	.292	.406	.339	.288	.391	.331	.286	.378	.324	.283	.367	.317	.280	.264
	7	.369	.298	.252	.362	.294	.248	.350	.288	.245	.337	.284	.242	.328	.279	.240	.225
	8	.333	.265	.217	.327	.262	.216	.316	.257	.215	.307	.252	.213	.297	.248	.211	.196
	9	.302	.235	.189	.297	.232	.189	.287	.229	.188	.278	.224	.186	.270	.221	.185	.170
	10	.273	.209	.167	.268	.209	.167	.261	.204	.166	.253	.201	.163	.247	.198	.162	.149



**A-51 Incandescent Fixture with 30° Angle Reflector**



B—Back  
 S—Side  
 F—Front  
 G—Front W/Guard