



Enviro-Equipment Inc.
10120 Industrial Drive
Pineville NC 28134

Stock#: 337

Status: In Stock

Dimensions: 7" x 7" x 14"

Weight: 12 lbs

Description: Appleton Vented XP Light Fixture

Model#: A-51 Series

CAT#: AAU-15N

Max Amb Temp: 40C

Max Volt: 300 AC ONLY

Class: 1

Division: 1

Group: CD

Max Watt: 150

Lamp: Incandescent

APPLETON ELECTRIC COMPANY
U.S. PAT. 2,673,007
A-51 SERIES AAU 15N CHICAGO, ILLINOIS
VENTED EXPLOSION PROOF LIGHTING FIXTURE
FOR HAZARDOUS LOCATIONS AND SUITABLE FOR WET LOCATIONS

CAUTION: TO REDUCE THE RISK OF IGNITION OF HAZARDOUS ATMOSPHERES, DISCONNECT THE FIXTURE FROM THE SUPPLY CIRCUIT BEFORE OPENING. RISK INHERENTLY CLOSED WHEN IN OPERATION. WARNING: TO REDUCE THE RISK OF FIRE OR EXPLOSION, DO NOT INSTALL WHERE THE MARKED OPERATING TEMPERATURE EXCEEDS IGNITION TEMPERATURE OF HAZARDOUS ATMOSPHERES.
WARNING: RISK OF FIRE OR EXPLOSION. USE LAMP RATED FOR SPECIFIED WATTAGE OR LESS. TO RELAMP, FIRST BREAK CIRCUIT, THEN REMOVE RING AND GLASS.

UL LISTED
ELECTRIC LIGHTING FIXTURE FOR HAZARDOUS LOCATIONS

MAX. AMBIENT TEMP 40°C
300 VOLTS MAX. AC ONLY

CLASS DIVISION GROUPS	OPER. TEMP.	MAX. WATTS	LAMP TYPE	LAMP SIZE	USE WITHOUT REFLECTORS OR WITH REFLECTORS SHOWN
I CD	T3C	150 AND 200	INCAND.	A23 AND A25	STANDARD ANGLE
II I CD T3C	EF T3	200	INCAND. PS-25		STANDARD ANGLE
III I CD T3C	EF T3	300	INCAND. PS-25		NO REFLECTORS
IV I CD T3A	EF T3	300	INCAND. PS-25		STANDARD ANGLE (GROUP I ONLY)

MOUNT VERTICAL

USE SUPPLY WIRE RATED 125° C. MIN.

A-51™ Incandescent Factory Sealed Luminaires

Explosionproof

Suitable for use in Wet Locations. UNILETS® for use with Threaded Metal Conduit.

NEC/CEC — For Group A and B:
Class I, Division 1 and 2, Groups A, B, C, D
Class II, Division 1 and 2, Groups E, F, G
Class III

NEC/CEC — For Group C and D:
Class I, Division 1 and 2, Groups C, D
Class II, Division 1 and 2, Groups E, F, G
Class III

Applications

- A-51 Series Incandescent Class I, Groups A, B, C and D; and Class II, Groups E, F and G applications (see listings and area suitability chart).
- Ideal for use in chemical and petrochemical plants, and in other heavy process areas where ignitable vapors, dust, moisture and corrosive atmospheres may be present.
- Suitable for use in wet locations.
- Wide range of wattages – 100 W through 300 W incandescent lamps.
- Choice of units with or without guard, as well as choice of porcelain, polyester or aluminum reflectors.
- Choice of mountings: pendant, ceiling, 25° stanchion, long bracket and 15° short bracket.
- Porcelain reflectors for standard applications and fiberglass reinforced polyester reflectors for installations where fixture is subject to exceptionally severe corrosive atmospheres. High bay reflector for installations where mounting height from work plane ranges from 762 mm (20 to 30 ft/508 in).
- Class I, Groups A and B fixtures have special UL-approved sintered metal flame arrester.

Features

- All A-51 fixtures are factory-sealed; no external sealing fittings required.
- New high temperature phenolic connection block in mounting hood has rugged leaf spring contacts – loosen two screws, rotate and remove for quick wiring.
- Safe, easy servicing or relamping without disconnecting any wiring. “Wireless” fixture unit easily threads off mounting hood for convenient servicing or for immediate exchange with “stand-by” unit.
- All joints are flame-tight.
- Specially formulated two-coat baked epoxy enamel provides superior protective finish to resist corrosion. Applied to all mounting hoods, fixture units and guards.
- New high temperature glass-reinforced phenolic socket block in fixture unit has collector ring and pin that automatically make electrical contact as fixture unit is threaded onto mounting hood.
- Globes in A-51 fixtures are explosionproof and heat- and impact-resistant glass. Prismatic configuration on globe interior provides light control while allowing smooth exterior surface for cleaning.
- A-51 fixture units have standardized threads to fit all A-51 and mounting hoods.
- All fixtures have aluminum inner reflector for increased lumen efficiency.
- A-51 fixture guards to protect globe are of rugged copperfree aluminum construction and double epoxy coated. Easily mount to globe ring with 3 screws.

Standard Materials

- Fixtures and guards: copperfree (4/10 of 1% max.) aluminum.
- Pendant mounting hoods: copperfree (4/10 of 1% max.) aluminum.
- Ceiling and bracket mounting hoods: malleable iron with aluminum adapters.
- Reflectors: porcelain-enameled steel, aluminum or fiberglass reinforced polyester.

Group A and B



Polyester Reflector



Porcelain Reflector



Group C and D



Polyester Reflector



Porcelain Reflector



Standard Finishes

- Fixtures, guards and mounting hoods: two-coat epoxy-clad finish. Epoxy powder coat finish, electrostatically applied for complete, uniform surface protection.
- Steel reflectors: white porcelain enamel.
- Polyester and aluminum reflectors: natural finish.

NEC/CEC Certifications and Compliances

- UL Standard: UL 1598, UL 844
- UL Listed: E10444
- CSA Standard: C22.2 No. 250, C22.2 No. 137
- CSA Certified: 025428

A-51™ Incandescent Factory Sealed Luminaires

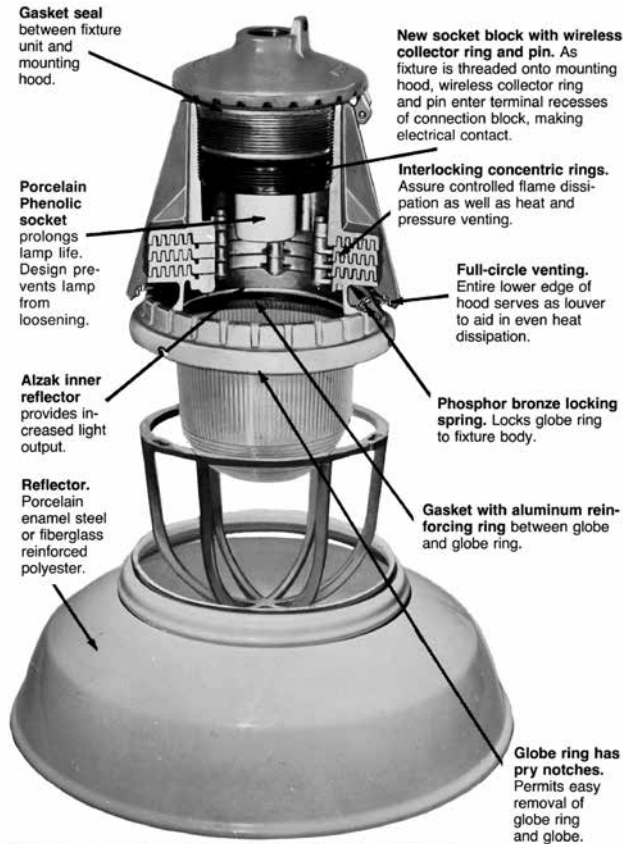
Explosionproof

Suitable for use in Wet Locations. UNILETS® for use with Threaded Metal Conduit.

NEC/CEC:

Class I, Division 1 and 2, Groups A, B, C, D.
Class II, Division 1 and 2, Groups E, F, G
Class III

Illustrated Features



Alzak® is a proprietary term of the Aluminum Company of America.

Weights

Fixture Units		
Wt. kg (lbs)		Catalog Number
3.4 (7.6)		AAU-1N
3.4 (7.6)		AAU-15N
4.9 (10.7)		AAU-2NS
9.2 (20.3)		AAU-5NS
6.8 (15.0)		AAUA-15
8.2 (18.0)		AAUA-2

Mounting Hoods		
Type		Wt. kg (lbs)
Pendant		0.6 (1.3)
Ceiling		2.2 (4.8)
Stanchion		0.7 (1.6)
Long Bracket		4.0 (8.9)
Short Bracket		2.2 (4.8)

Guards		
Wt. kg (lbs)		Catalog Number
0.2 (0.4)		AAGU-1
0.4 (0.8)		AAGU-2
0.9 (1.9)		AAGU-5
0.2 (0.5)		AAGUA-15

Standard Reflectors		
Wt. kg (lbs)		Catalog Number
1.3 (2.8)		AARP-2ST
1.0 (2.1)		AARW-15ST
1.3 (2.9)		AARW-2ST
2.0 (4.3)		AARW-5ST
1.0 (2.1)		AARW-15ST

30° Angle Reflectors		
Wt. kg (lbs)		Catalog Number
1.5 (3.3)		AARP-2AN
1.0 (2.1)		AARW-15AN
1.1 (2.4)		AARW-2AN
3.2 (7.0)		AARW-5AN
1.0 (2.1)		AARW-15AN

High Bay Reflectors		
Wt. kg (lbs)		Catalog Number
1.3 (2.9)		AARE-2HB
1.8 (3.9)		AARE-5HB

Appleton®

INCANDESCENT/AREA: NEC/CEC EXPLOSIONPROOF

A-51™ Incandescent Factory Sealed Luminaires

Explosionproof

Suitable for use in Wet Locations. UNILETS® for use with Threaded Metal Conduit.

NEC/CEC:

Class I, Division 1 and 2, Groups A, B, C, D
 Class II, Division 1 and 2, Groups E, F, G
 Class III

Fixture Unit	Lamp Watts	Without Reflectors	Standard Dome	30° Angle	High Bay	Supply Wire °C (°F)
Class I Division 1 and Division 2 Groups C and D						
AAU1N	100 W A19	T5	T5	T5	—	125 (257)
	100 W A21	T5	T5	T5	—	125 (257)
AAU15N	150 W A23	T3C	T3C	T3C	—	125 (257)
	200 W A25	T3C	T3C	T3C	—	125 (257)
	200 W PS25	T3C	T3C	T3C	—	125 (257)
	300 W PS25	T3C	T3A	T3A (D)	—	125 (257)
AAU2NS	200 W PS25	T3C	T3C	T3C	—	110 (230)
	200 W PS30	T3C	T3C	T3C	—	110 (230)
	300 W PS25	T3C	T3C	T3C	—	110 (230)
	300 W PS30	T3C	T3C	T3C	—	110 (230)
Class I Division 1 and Division 2 Groups A ①, B, C and D						
AAUA15	150 W A23	T3C	T3C	T3C	—	110 (230)
	150 W A25	T3C	T3C	T3C	—	110 (230)
	200 W A25	T3C	T3C	T3C	—	110 (230)
	200 W PS25	T3C	T3C	T3C	—	110 (230)
AAUA2	200 W PS25	T3C	T3C	T3C	—	110 (230)
	200 W PS30	T3C	T3C	T3C	—	110 (230)
	300 W PS25	T3C	T3C	T3C	—	110 (230)
	300 W PS30	T3C	T3C	T3C	—	110 (230)
Class II Division 1 and Division 2 Groups E, F and G						
AAU1N	100 W A19	T3C	T3C	T3C	—	125 (257)
	100 W A21	T3C	T3C	T3C	—	125 (257)
AAU15N	150 W A23	T3C	T3C	T3C	—	125 (257)
	200 W A25	T3C	T3C	T3C	—	125 (257)
	200 W PS25	T3	T3	T3	—	125 (257)
	300 W PS25	T3	—	—	—	125 (257)
AAU2NS	200 W PS25	T3C	T3C	T3C	—	110 (230)
	200 W PS30	T3C	T3C	T3C	—	110 (230)
	300 W PS25	T3C	T3C	T3A (EF)	—	110 (230)
	300 W PS30	T3C	T3C	T3A (EF)	—	110 (230)

NOTE: Ambient suitability of these incandescent fixtures: +40 °C (+104°F)

① For Group A, use Pendant Mount only.




A-51™ Incandescent Factory Sealed Luminaires

For Group C and D Locations. Explosionproof

Suitable for use in Wet Locations. UNILETS® for use with Threaded Metal Conduit.

NEC/CEC:

Class I, Division 1 and 2, Groups C, D
Class II, Division 1 and 2, Groups E, F, G
Class III

Type		Hub Size (Inches)	Catalog Number ②
Pendant — One Hub, Rigid or Flexible Mounting			
	100 W (AAU-1N)	1/2	AP1050
	A-21	3/4	AP1075
		1	AP10100
	150-300 W (AAU-15N)	1/2	AP1550
	A-23 PS-25	3/4	AP1575
		1	AP15100
	200-300 W (AAU-2NS)	1/2	AP2050
	PS-30	3/4	AP2075
		1	AP20100
Ceiling — Four Hubs, Three Close-up Plugs			
	100 W (AAU-1N)	1/2	AC1050
	A-21	3/4	AC1075
		1	AC10100
	150-300 W (AAU-15N)	1/2	AC1550
	A-23 PS-25	3/4	AC1575
		1	AC15100
	200-300 W (AAU-2NS)	1/2	AC2050
	PS-30	3/4	AC2075
		1	AC20100
25° Stanchion — One Hub — Not UL Listed			
	100 W (AAU-1N)	1-1/2 ②	AN10150
	A-21		
	150-300 W (AAU-15N)	1-1/2 ②	AN15150
	A-23 PS-25		
	200-300 W (AAU-2NS)	1-1/2 ②	AN20150
	PS-30		

① See A-51™ Incandescent Factory Sealed Luminaire Classified Area Suitability page for suitability of specific fixtures.

② 1-1/2" tapped hub furnished with a 1-1/2" to 1-1/4" reducer.

A-51™ Incandescent Factory Sealed Luminaires






For Group C and D Locations. Explosionproof

Suitable for use in Wet Locations. UNILETS® for use with Threaded Metal Conduit.

Class I, Division 1 and 2, Groups C, D
Class II, Division 1 and 2, Groups E, F, G
Class III

Appleton®

INCANDESCENT/AREA: NEC/CEC EXPLOSIONPROOF

Type	Hub Size (Inches)	Catalog Number ②		
Long Bracket — Four Hubs, Three Close-up Plugs				
	100 W (AAU-1N) A-21	1/2 3/4	ALB1050 ALB1075	
		1	ALB10100	
	150-300 W (AAU-15N) A-23 PS-25	1/2 3/4	ALB1550 ALB1575	
		1	ALB15100	
	200-300 W (AAU-2NS) PS-30	1/2 3/4	ALB2050 ALB2075	
		1	ALB20100	
	15° Short Bracket — Two Hubs, One Close-up Plug			
		100 W (AAU-1N) A-21	1/2 3/4	ASB1050 ASB1075
			1/2	ASB1550
150-300 W (AAU-15N) A-23 PS-25		3/4	ASB1575	
		1/2	ASB2050	
200-300 W (AAU-2NS) PS-30		3/4	ASB2075	
Three-Way Exit Sign				
	Epoxy enameled steel – 152.4 mm (6 in)-high red lettering 60-200 W (Mounts to AAU-1N or AAU-15N fixture units in place of guard)	CJEXRN		
Single-Sided Exit Sign				
	Epoxy enameled steel – 152.4 mm (6 in)-high red lettering 60-200 W (Mounts to AAU-1N or AAU-15N fixture units in place of guard) (See page G2-24 for dimensions)	AEXR-15R		
Guard — Add suffix to fixture catalog number				
	Guard	-G		









① See A-51™ Incandescent Factory Sealed Luminaire Classified Area Suitability page for suitability of specific fixtures.

A-51™ Incandescent Factory Sealed Luminaires

For Group C and D Locations. Explosionproof

Suitable for use in Wet Locations. UNILETS® for use with Threaded Metal Conduit.

NEC/CEC — For Group C and D:
Class I, Division 1 and 2, Groups C, D
Class II, Division 1 and 2, Groups E, F, G
Class III

Mounting Hoods		
Type	Hub Size (Inches)	Catalog Number
Pendant — One Hub, Rigid or Flexible Mounting		
	1/2	AAP-50
	3/4	AAP-75
	1	AAP-100
Ceiling — Four Hubs, Three Close-up Plugs		
	1/2	AAC-50
	3/4	AAC-75
	1	AAC-100
25° Stanchion — Not UL Listed — One Hub		
	1-1/2	AAN-150 ①
Long Bracket — Four Hubs, Three Close-up Plugs		
	1/2	AALB-50
	3/4	AALB-75
	1	AALB-100
15° Short Bracket — Two Hubs, One Close-up Plug		
	1/2	AASB-50
	3/4	AASB-75
Type	Catalog Number	
Fixture Units		
	100 W A-21	AAU-1N
	150-300 W A-23 and PS-25	AAU-15N
	200-300 W PS-30	AAU-2NS
Prismatic Glass Globes		
	100 W (AAU-1N)	AAGL-1PR
	150-300 W (AAU-15N)	AAGL-1PR
	200-300 W (AAU-2NS)	AAGL-2PR
Aluminum Guards		
	100 W (AAU-1N)	AAGU-1
	150-300 W (AAU-15N)	AAGU-1
	200-300 W (AAU-2NS)	AAGU-2










① 1-1/2" tapped hub furnished with a 1-1/2" to 1-1/4" reducer.

A-51™ Incandescent Factory Sealed Luminaires

For Group C and D Locations. Explosionproof

Suitable for use in Wet Locations. UNILETS® for use with Threaded Metal Conduit.

NEC/CEC — For Group C and D:
 Class I, Division 1 and 2, Groups C, D
 Class II, Division 1 and 2, Groups E, F, G
 Class III

Type	Fixture Size	Catalog Number									
Standard Dome											
 <p>406.4 (16.00) Porcelain</p>	 <p>406.4 (16.00) Polyester</p>	(Not for use with short brackets) 100 W (AAU-1N) 150-300 W (AAU-15N) 200-300 W (AAU-2NS)	<table border="1"> <thead> <tr> <th>Porcelain</th> <th>Polyester</th> </tr> </thead> <tbody> <tr> <td>AARW-15ST</td> <td>—</td> </tr> <tr> <td>AARW-15ST</td> <td>—</td> </tr> <tr> <td>AARW-2ST</td> <td>AARP-2ST</td> </tr> </tbody> </table>	Porcelain	Polyester	AARW-15ST	—	AARW-15ST	—	AARW-2ST	AARP-2ST
Porcelain	Polyester										
AARW-15ST	—										
AARW-15ST	—										
AARW-2ST	AARP-2ST										
30° Angle											
 <p>304.8 (12.00) Porcelain</p>	 <p>304.8 (12.00) Polyester</p>	100 W (AAU-1N) 150-300 W (AAU-15N) 200-300 W (AAU-2NS)	<table border="1"> <tbody> <tr> <td>AARW-15AN</td> <td>—</td> </tr> <tr> <td>AARW-15AN</td> <td>—</td> </tr> <tr> <td>AARW-2AN</td> <td>AARP-2AN</td> </tr> </tbody> </table>	AARW-15AN	—	AARW-15AN	—	AARW-2AN	AARP-2AN		
AARW-15AN	—										
AARW-15AN	—										
AARW-2AN	AARP-2AN										
Colored Glass Globes											
		Amber 100 W (AAU-1N) 150-300 W (AAU-15N) 200-300 W (AAU-2NS)	AAGL-1A AAGL-1A AAGL-2A								
		Green 100 W (AAU-1N) 150-300 W (AAU-15N) 200-300 W (AAU-2NS)	AAGL-1G AAGL-1G AAGL-2G								
		Red 100 W (AAU-1N) 150-300 W (AAU-15N) 200-300 W (AAU-2NS)	AAGL-1R AAGL-1R AAGL-2R								
Replacement Socket											
 <p>AASP-22</p>	 <p>AASP-44</p>	100 W (AAU-1N) — Medium Base 150-300 W (AAU-15N) — Medium Base 200-300 W (AAU-2NS) — Medium Base	AASP-11 AASP-22 AASP-44								
Connection Block											
		Fits A-51 Mounting Hoods 100-300 W	VPT-7								
Globe Gaskets — Fiber and Aluminum											
		Requires one of each 100-300 W (AAU-1N and AAU-15N) 200-300 W (AAU-2NS)	<table border="1"> <thead> <tr> <th>Fiber</th> <th>Aluminum</th> </tr> </thead> <tbody> <tr> <td>AASP-15V</td> <td>AASP-15A</td> </tr> <tr> <td>AASP-2V</td> <td>AASP-2A</td> </tr> </tbody> </table>	Fiber	Aluminum	AASP-15V	AASP-15A	AASP-2V	AASP-2A		
Fiber	Aluminum										
AASP-15V	AASP-15A										
AASP-2V	AASP-2A										

Appleton®

INCANDESCENT/AREA: NEC/CEC EXPLOSIONPROOF

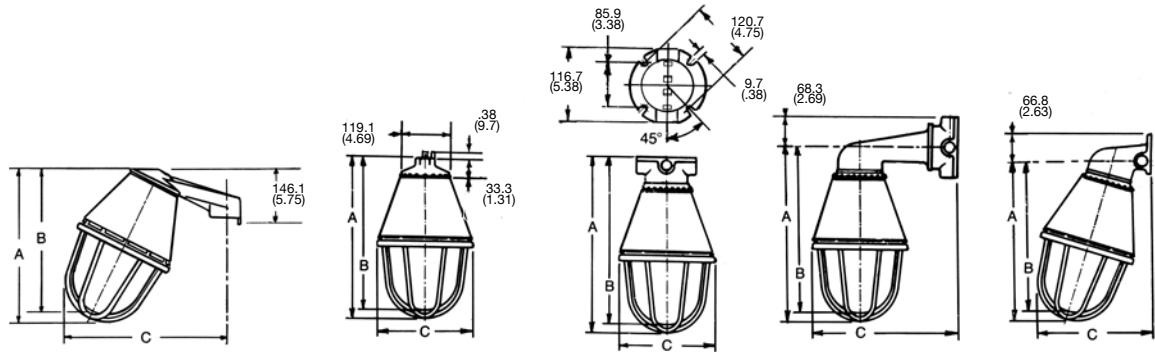
A-51™ Incandescent Factory Sealed Luminaires

For Group C and D Locations. Explosionproof

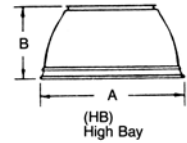
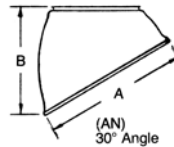
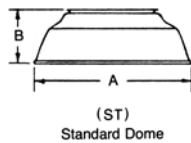
Suitable for use in Wet Locations. UNILETS® for use with Threaded Metal Conduit.

NEC/CEC — For Group C and D:
 Class I, Division 1 and 2, Groups C, D
 Class II, Division 1 and 2, Groups E, F, G
 Class III

Dimensions in Millimeters (Inches)



Size (Watts)	Stanchion mm (in)			Pendant ① mm (in)			Ceiling mm (in)			Long Bracket mm (in)			Short Bracket mm (in)		
	A	B	C	A	B	C	A	B	C	A	B	C	A	B	C
100	291.3 (11.47)	275.6 (10.85)	292.1 (11.50)	311.2 (12.25)	295.4 (11.63)	179.3 (7.06)	349.3 (13.75)	333.5 (13.13)	179.3 (7.06)	349.3 (13.75)	333.5 (13.13)	314.5 (12.38)	344.4 (13.56)	328.7 (12.94)	231.9 (9.13)
150-300	291.3 (11.47)	275.6 (10.85)	292.1 (11.50)	311.2 (12.25)	295.4 (11.63)	179.3 (7.06)	349.3 (13.75)	333.5 (13.13)	179.3 (7.06)	349.3 (13.75)	333.5 (13.13)	314.5 (12.38)	344.4 (13.56)	328.7 (12.94)	231.9 (9.13)
200-300	332.0 (13.07)	314.5 (12.38)	322.8 (12.71)	354.1 (13.94)	336.6 (13.25)	223.8 (8.81)	392.2 (15.44)	374.7 (14.75)	223.8 (8.81)	392.2 (15.44)	374.7 (14.75)	336.6 (13.25)	385.8 (15.19)	363.8 (14.50)	257.3 (10.13)



Size (Watts)	A ②	B ②	A	B	A	B
100	304.8 (12.00)	114.3 (4.50)	254.0 (10.00)	193.8 (7.63)	-	-
150-200	355.6 (14.00)	111.3 (4.38)	254.0 (10.00)	193.8 (7.63)	-	-
200-300	406.4 (16.00)	131.8 (5.19)	304.8 (12.00)	200.2 (7.88)	304.8 (12.00)	153.9 (6.06)

① For dimensions of fixture unit only, subtract pendant hood dimension 3.3 cm (1.31") from dimensions A and B as listed.

② Dimensions illustrated are for porcelain steel (dome and angle) and etched aluminum (high bay).

Overall dimensions for fiberglass reinforced polyester reflectors are: standard dome – 419.1 mm (16-1/2") dia., (6") (152.4) high;
 30° Angle – 374.7 mm (14-3/8") dia., 254 mm (10") high.

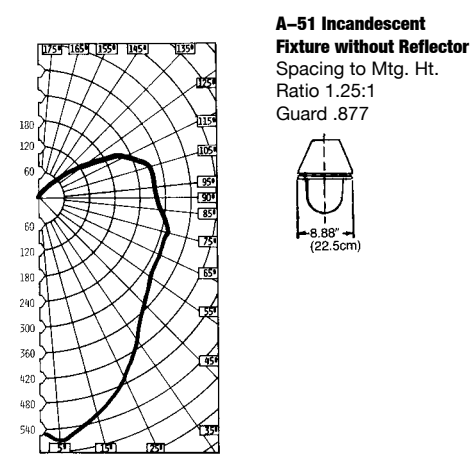
A-51™ Incandescent Factory Sealed Luminaires

For Group C and D Locations. Explosionproof

Photometric data shown here is based on a 200-watt type PS-30 lamp and is representative of the performance for all A-51 incandescent fixtures using 60-watt to 300-watt lamps. For candlepower values of fixtures with other lamps, use the following multipliers: 60 W A-19 - 0.23; 100 W A-19 - 0.47; 150 W A-21 - 0.75; 200 W A-23 - 1.07; 200 W A-25 - 1.02; 200 W PS-25 - 1.03; 300 W PS-25 - 1.70; W PS-30 - 1.63. To determine candlepower values of fixtures with a guard, multiply by value shown with each curve.

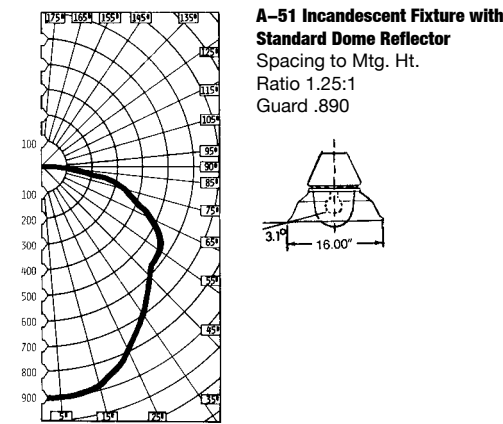
NEC/CEC — For Group C and D:
 Class I, Division 1 and 2, Groups C, D
 Class II, Division 1 and 2, Groups E, F, G
 Class III

Photometric Data



Effective Floor Cavity Reflectance (Rfc) is 20%

% Ceiling Rcc	Effective Floor Cavity Reflectance (Rfc) is 20%																
	80		70		50		30		10		0						
% Walls	Rw	50	30	10	50	30	10	50	30	10	50	30	10	0			
ROOM CAVITY RATIOS	1	.735	.690	.651	.695	.655	.618	.622	.590	.561	.554	.530	.506	.493	.473	.454	.422
	2	.621	.558	.503	.588	.530	.481	.525	.478	.437	.467	.430	.396	.413	.384	.357	.327
	3	.540	.468	.411	.512	.446	.394	.457	.404	.359	.406	.363	.327	.360	.325	.294	.267
	4	.474	.400	.342	.450	.381	.328	.402	.346	.301	.359	.312	.274	.318	.280	.248	.223
	5	.415	.341	.284	.394	.325	.272	.354	.295	.251	.316	.266	.229	.280	.240	.207	.184
	6	.372	.297	.245	.352	.284	.233	.316	.258	.215	.283	.234	.197	.252	.210	.178	.157
	7	.334	.262	.213	.317	.249	.203	.285	.227	.187	.255	.207	.170	.228	.187	.155	.136
	8	.300	.231	.182	.285	.221	.175	.256	.202	.162	.231	.183	.148	.206	.165	.135	.117
	9	.271	.204	.157	.258	.195	.152	.233	.178	.140	.209	.162	.128	.187	.146	.117	.100
	10	.246	.181	.139	.234	.175	.135	.212	.160	.124	.191	.145	.113	.172	.132	.102	.087



Effective Floor Cavity Reflectance (Rfc) is 20%

% Ceiling Rcc	Effective Floor Cavity Reflectance (Rfc) is 20%																
	80		70		50		30		10		0						
% Walls	Rw	50	30	10	50	30	10	50	30	10	50	30	10	0			
ROOM CAVITY RATIOS	1	.757	.727	.700	.740	.713	.689	.709	.686	.667	.681	.663	.646	.656	.641	.627	.612
	2	.660	.613	.572	.647	.603	.567	.621	.585	.552	.598	.568	.540	.577	.551	.528	.512
	3	.580	.524	.478	.570	.516	.475	.549	.504	.466	.529	.490	.458	.511	.478	.449	.434
	4	.514	.452	.403	.504	.446	.400	.486	.436	.395	.469	.425	.390	.454	.415	.384	.368
	5	.451	.385	.336	.442	.380	.334	.427	.372	.332	.413	.364	.327	.399	.357	.323	.308
	6	.402	.336	.291	.394	.333	.286	.381	.326	.285	.369	.319	.282	.358	.313	.279	.264
	7	.361	.296	.254	.355	.293	.250	.343	.286	.247	.332	.282	.245	.323	.278	.243	.229
	8	.323	.261	.216	.318	.258	.216	.308	.254	.215	.299	.249	.213	.290	.245	.211	.197
	9	.291	.230	.187	.287	.227	.187	.278	.223	.186	.269	.219	.184	.262	.216	.182	.169
	10	.264	.204	.166	.259	.204	.166	.253	.200	.164	.245	.197	.162	.240	.194	.161	.149

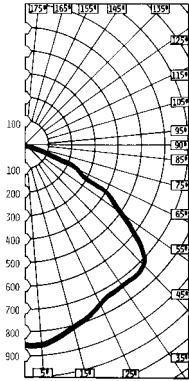
A-51™ Incandescent Factory Sealed Luminaires

For Group C and D Locations. Explosionproof

Photometric data shown here is based on a 200-watt type PS-30 lamp and is representative of the performance for all A-51 incandescent fixtures using 60-watt to 300-watt lamps. For candlepower values of fixtures with other lamps, use the following multipliers: 60 W A-19 - 0.23; 100 W A-19 - 0.47; 150 W A-21 - 0.75; 200 W A-23 - 1.07; 200 W A-25 - 1.02; 200 W PS-25 - 1.03; 300 W PS-25 - 1.70; 300 W PS-30 - 1.63. To determine candlepower values of fixtures with a guard, multiply by value shown with each curve.

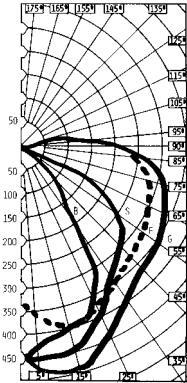
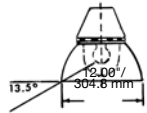
NEC/CEC — For Group C and D:
Class I, Division 1 and 2, Groups C, D
Class II, Division 1 and 2, Groups E, F, G
Class III

Photometric Data



A-51 Incandescent Fixture with High Bay Reflector

Spacing to Mtg.
 Ht. Ratio 1.40:1
 Guard .865



A-51 Incandescent Fixture with 30° Reflector



B—
 Back
 S—Side
 F—Front
 G—Front W.Guard

Effective Floor Cavity Reflectance (Rfc) is 20%

% Ceiling Rcc	Effective Floor Cavity Reflectance (Rfc) is 20%																
	80		70			50			30			10			0		
% Walls	Rw	50	30	10	50	30	10	50	30	10	50	30	10	50	30	10	0
ROOM CAVITY RATIOS	1	.686	.644	.645	.671	.651	.634	.644	.628	.614	.620	.607	.595	.598	.588	.577	.566
	2	.614	.580	.549	.603	.571	.545	.581	.555	.531	.562	.540	.520	.544	.525	.508	.496
	3	.550	.508	.473	.542	.501	.470	.524	.490	.461	.507	.478	.454	.492	.467	.446	.434
	4	.493	.445	.408	.486	.441	.404	.470	.431	.400	.456	.422	.395	.443	.413	.389	.377
	5	.439	.387	.349	.432	.383	.347	.420	.376	.344	.407	.369	.340	.396	.383	.336	.324
	6	.393	.340	.304	.387	.338	.300	.376	.331	.298	.366	.326	.296	.356	.320	.293	.281
	7	.352	.299	.264	.347	.296	.261	.337	.290	.258	.327	.287	.256	.320	.283	.254	.242
	8	.313	.261	.224	.309	.259	.223	.300	.255	.222	.293	.251	.220	.285	.247	.219	.207
	9	.280	.228	.191	.276	.225	.191	.268	.222	.190	.261	.219	.189	.254	.216	.187	.176
	10	.252	.201	.168	.248	.201	.168	.242	.197	.167	.236	.195	.165	.231	.192	.164	.153



INCANDESCENT/AREA: NEC/CEC EXPLOSIONPROOF

A-51™ Incandescent Factory Sealed Luminaires

For Group A and B Locations. Explosionproof








Suitable for use in Wet Locations. UNILETS® for use with Threaded Metal Conduit.

NEC/CEC:

Class I, Division 1 and 2, Groups A♦, B, C, D
 Class II, Division 1 and 2, Groups E, F, G
 Class III

Appleton®

INCANDESCENT/AREA: NEC/CEC EXPLOSIONPROOF

		Hub Size (Inches)	Catalog Number ①②
Pendant ♦ — One Hub, Rigid or Flexible Mounting			
	100-200 W (AAUA-15)	1/2	AAPA1550
	PS-25	3/4	AAPA1575
	200-300 W (AAUA-2)	1/2	AAPA2050
	PS-30	3/4	AAPA2075
Ceiling — Four Hubs, Three Close-up Plugs			
	100-200 W (AAUA-15)	1/2	AACA1550
	PS-25	3/4	AACA1575
	200-300 W (AAUA-2)	1/2	AACA2050
	PS-30	3/4	AACA2075
15° Short Bracket — Two Hubs, One Close-up Plug			
	100-200 W (AAUA-15)	1/2	AASBA1550
	PS-25	3/4	AASBA1575
	200-300 W (AAUA-2)	1/2	AASBA2050
	PS-30	3/4	AASBA2075
Reflectors			
Porcelain	Polyester	Standard Dome	
			
406.4 (16.00)	406.4 (16.00)		
		100-200 W (AAUA-15)	Porcelain AARW-15ST
		200-300 W (AAUA-2)	Polyester AARP-2ST
30° Angle			
			
304.8 (12.00)	304.8 (12.00)		
		100-200 W (AAUA-15)	AARW-15AN
		200-300 W (AAUA-2)	AARW-2AN AARP-2AN

① See A-51™ Incandescent Factory Sealed Luminaire Classified Area Suitability page for suitability of specific fixtures.

② Add suffix -G to catalog number for optional guard.

♦ Shaded area indicates pendant mount is suitable for Class I, Group A in addition to other applicable area suitabilities.









A-51™ Incandescent Factory Sealed Luminaires

For Group A and B Locations. Explosionproof

Suitable for use in Wet Locations. UNILETS® for use with Threaded Metal Conduit.

NEC/CEC — For Group A and B:
 Class I, Division 1 and 2, Groups A, B, C, D
 Class II, Division 1 and 2, Groups E, F, G
 Class III

Mounting Hoods

	Type	Hub Size (Inches)	Catalog Number
Pendant		One Hub, Rigid or Flexible Mounting	1/2 AAP-50 ① 3/4 AAP-75 ①
Ceiling		Four Hubs, Three Close-up Plugs	1/2 AAC-50 3/4 AAC-75
15° Short Bracket		Two Hubs, One Close-up Plug	1/2 AASB-50 3/4 AASB-75
	Description		Catalog Number
Fixture Units		100-200 W PS-25	AAUA-15
		200-300 W PS-30	AAUA-2
Globe and Ring Assembly		100-200 W (AAUA-15)	AAGLA-15
		200-300 W (AAUA-2)	AAGLA-2
Aluminum Guards		100-200 W (AAUA-15)	AAGUA-15
		200-300 W (AAUA-2)	AAGU-2
Medium Base Lamp Socket		100-200 W (AAUA-15)	AASPA-15
		200-300 W (AAUA-2)	AASPA-22
Connection Block		Fits all A-51 and AA-51 mounting hoods 100-300 W	VPT-7

① Group A pendant mount only.

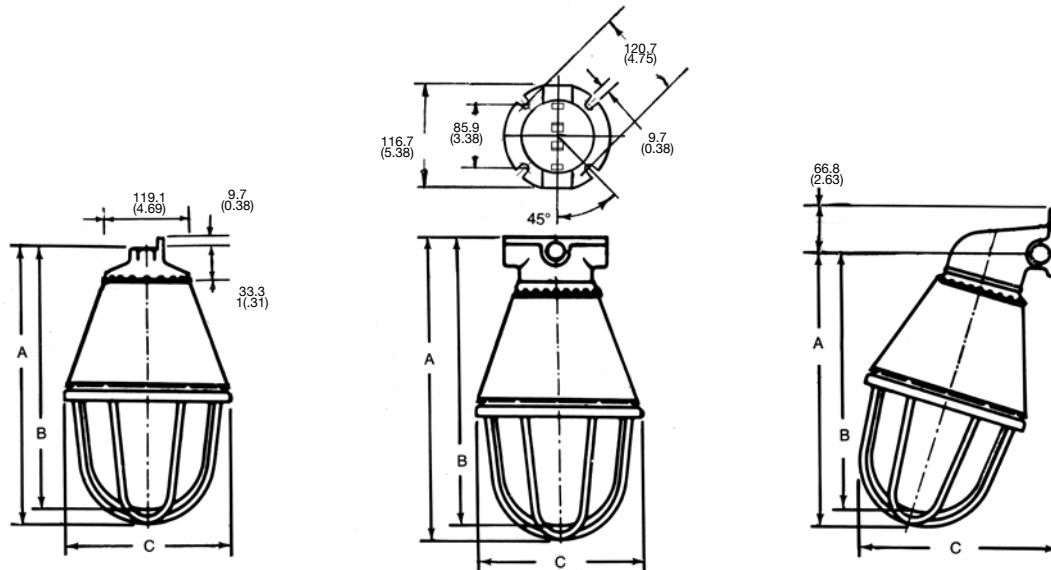
A-51™ Incandescent Factory Sealed Luminaires

For Group A and B Locations. Explosionproof

Suitable for use in Wet Locations. UNILETS® for use with Threaded Metal Conduit.

NEC/CEC — For Group A and B:
 Class I, Division 1 and 2, Groups A, B, C, D
 Class II, Division 1 and 2, Groups E, F, G
 Class III

Dimensions in Millimeters (Inches)



Size (Watts)	Pendant			Ceiling			Short Bracket		
	A	B	C	A	B	C	A	B	C
100-200	347.7 (13.69)	333.5 (13.13)	179.3 (7.06)	419.1 (16.50)	404.9 (15.94)	179.3 (7.06)	381.0 (15.00)	366.8 (14.44)	241.3 (9.50)
200-300	374.7 (14.75)	347.7 (13.69)	223.8 (8.81)	446.0 (17.56)	419.1 (16.50)	223.8 (8.81)	406.4 (16.00)	392.2 (15.44)	263.7 (10.38)

Appleton

INCANDESCENT/AREA: NEC/CEC EXPLOSIONPROOF

A-51™ Incandescent Factory Sealed Luminaires

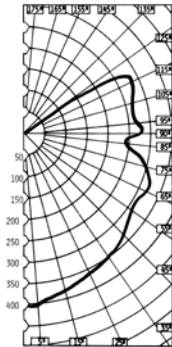
For Group A and B Locations. Explosionproof

Photometric data shown here is based on a 200 watt type PS-25 lamp, and is representative of the performance for A-51 incandescent fixtures (Groups A and B). For candlepower values of fixtures with other lamps, use the following multipliers: 150 W (PS-25) – 0.70; and 300 W (PS-25) – 1.6. To determine candlepower values of fixtures with a guard, multiply by value shown with each curve.

NEC/CEC — For Group A and B:
 Class I, Division 1 and 2, Groups A, B, C, D
 Class II, Division 1 and 2, Groups E, F, G
 Class III

Photometric Data

Effective Floor Cavity Reflectance (Rfc) is 20% (No Reflector)



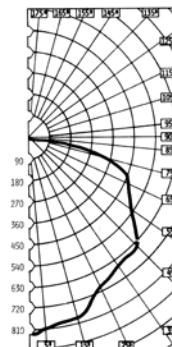
A-51 Incandescent Fixture without Reflector

Spacing to Mtg.
 Ht. Ratio 1.34:1
 Guard .80



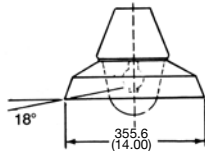
% Ceiling Rcc	Effective Floor Cavity Reflectance (Rfc) is 20% (No Reflector)																
	80		70			50			30			10			0		
% Walls	Rw	50	30	10	50	30	10	50	30	10	50	30	10	50	30	10	0
ROOM CAVITY RATIOS	1	.711	.669	.630	.669	.631	.595	.590	.560	.533	.518	.495	.473	.452	.434	.417	.383
	2	.602	.541	.488	.567	.511	.465	.499	.455	.416	.437	.402	.371	.380	.352	.327	.296
	3	.519	.449	.393	.488	.424	.374	.430	.379	.336	.375	.335	.300	.325	.292	.264	.236
	4	.456	.384	.328	.430	.364	.312	.379	.325	.282	.332	.288	.252	.288	.252	.223	.197
	5	.400	.328	.274	.378	.311	.260	.334	.278	.236	.293	.247	.211	.254	.217	.187	.164
	6	.357	.285	.234	.336	.270	.221	.297	.242	.200	.261	.215	.180	.227	.188	.159	.138
	7	.318	.248	.200	.300	.234	.190	.265	.209	.171	.233	.187	.153	.204	.165	.135	.116
	8	.287	.219	.172	.270	.208	.164	.240	.187	.149	.212	.167	.134	.190	.147	.119	.101
	9	.260	.194	.150	.246	.185	.143	.218	.166	.130	.192	.148	.117	.168	.131	.103	.087
	10	.236	.173	.132	.222	.166	.126	.199	.149	.114	.175	.133	.102	.154	.117	.090	.075

Effective Floor Cavity Reflectance (Rfc) is 20% (No Reflector)

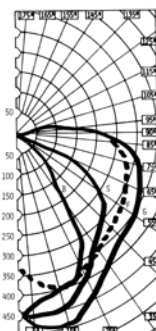


A-51 Incandescent Fixture with Standard Dome Reflector

Spacing to Mtg.
 Ht. Ratio 1.2:1
 Guard .80



% Ceiling Rcc	Effective Floor Cavity Reflectance (Rfc) is 20% (No Reflector)																
	80		70			50			30			10			0		
% Walls	Rw	50	30	10	50	30	10	50	30	10	50	30	10	50	30	10	0
ROOM CAVITY RATIOS	1	.797	.763	.733	.779	.748	.721	.745	.720	.697	.715	.695	.676	.689	.671	.655	.640
	2	.687	.633	.586	.673	.622	.581	.645	.603	.566	.620	.585	.553	.597	.567	.541	.524
	3	.594	.530	.478	.583	.522	.474	.560	.508	.464	.538	.494	.457	.519	.481	.448	.431
	4	.527	.458	.404	.517	.452	.400	.497	.440	.395	.479	.430	.390	.462	.419	.384	.366
	5	.466	.393	.340	.456	.388	.337	.440	.379	.335	.424	.371	.330	.410	.364	.326	.310
	6	.414	.342	.292	.406	.339	.288	.391	.331	.286	.378	.324	.283	.367	.317	.280	.264
	7	.369	.298	.252	.362	.294	.248	.350	.288	.245	.337	.284	.242	.328	.279	.240	.225
	8	.333	.265	.217	.327	.262	.216	.316	.257	.215	.307	.252	.213	.297	.248	.211	.196
	9	.302	.235	.189	.297	.232	.189	.287	.229	.188	.278	.224	.186	.270	.221	.185	.170
	10	.273	.209	.167	.268	.209	.167	.261	.204	.166	.253	.201	.163	.247	.198	.162	.149



A-51 Incandescent Fixture with 30° Angle Reflector



B—Back
 S—Side
 F—Front
 G—Front W/Guard