



Enviro-Equipment Inc.
10120 Industrial Drive
Pineville NC 28134

Stock#: 701

Status: In stock

Dimensions: 32"x13"x14"

Weight: 169 lbs

Description:

Blower:

MFG- Gast

Model- 2080-P124

Serial- 0011110610

Port size- 1" vac/3/4 pressure

Motor:

MFG- Baldor

Model-

Serial- 50009013489

CAT#- L3605T

Frame- 182T

Class-

SF- 1.15

AMB- 40C

HP- 2

RPM- 1725

Voltage- 115/230

AMP- 23/11.5

Phase- 1

Hz- 60

DUTY- Continuous

CODE-H





Oiless 80 Series

MODEL 2080 SERIES

26" HG MAX. VAC., 25 CFM OPEN FLOW
15 PSI MAX. PRESSURE

MODEL 2080 DUAL FUNCTION

Ideal for graphic arts applications where simultaneous vacuum and pressure are needed.

9 PSI MAX. PRESSURE (@ 18" HG)
15 CFM OPEN FLOW (PRESSURE SIDE)

MODEL 3080 SERIES

26" HG MAX. VAC., 35 CFM OPEN FLOW
15 PSI MAX. PRESSURE

MODEL 3080 DUAL FUNCTION

Ideal for graphic arts applications where simultaneous vacuum and pressure are needed.

9 PSI MAX. PRESSURE (@ 18" HG)
21 CFM OPEN FLOW (PRESSURE SIDE)

MODEL 4080 SERIES

25" HG MAX. VAC., 45 CFM OPEN FLOW
15 PSI MAX. PRESSURE

MODEL 4080 DUAL FUNCTION

Ideal for graphic arts applications where simultaneous vacuum and pressure are needed.

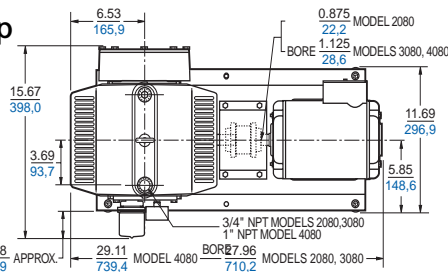
9 PSI MAX. PRESSURE (@ 18" HG)
25 CFM OPEN FLOW (PRESSURE SIDE)

Product Dimensions (mm, inches)

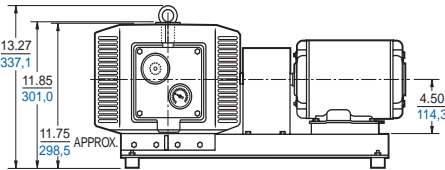
Dimensions are for reference only.

Vacuum Pump

Top View

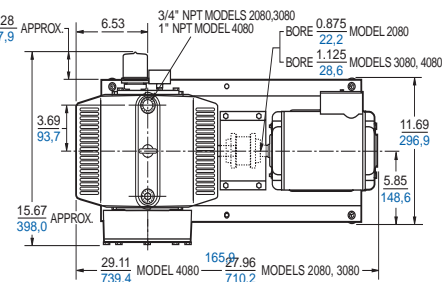


Side View

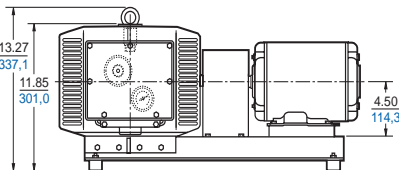


Compressor

Top View

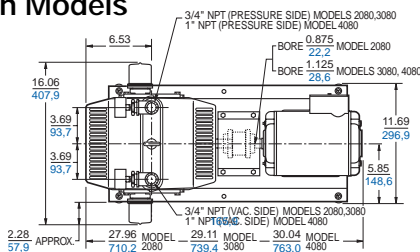


Side View

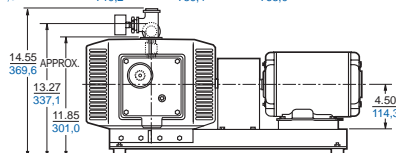


Dual Function Models

Top View



Side View



PRODUCT FEATURES

- Oilless operation
- Rugged construction/low maintenance
- Low noise

INCLUDES

- Internal sound suppression
 - Heavy duty internal filtration
 - Vacuum adjustable relief valve *AN226, metric version AN226A (Vacuum Pump, Dual Function)
 - Pressure adjustable relief valve *AN225, metric version AN225A (Compressor, Dual Function)
 - Vacuum gauge *AA640 (Vacuum Pump, Dual Function)
 - Pressure gauge *AA644B (Compressor, Dual Function)
- * Not included in separate drive models

RECOMMENDED ACCESSORIES

- Filter/muffler kits:
K552 (Compressor or Vacuum Pump)
K547 (Dual Function Models)
- Complete repair kits:
K546 (Compressor or Vacuum Pump)
K551 (Dual Function Models)



Product Specifications

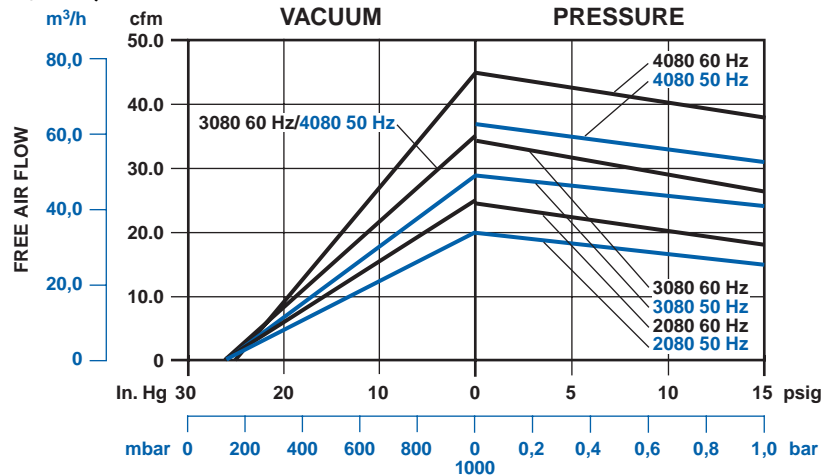
Note: "P" models are pressure, "V" models are vacuum, "D" models are dual function.

Model Number	Motor*	RPM		HP	kW	Net Wt.	
		60 cycle	50 cycle			lbs.	kg
2080-V102	Not included	1725	1425	2	1,5	91	41,0
2080-V128-T337	230/460-60-3	1725	—	2	1,5	125	56,3
2080-D129-T337	230/460-60-3	1725	1425	2	1,5	132	59,4
3080-P101	Not included	1725	1425	3	2,2	92	41,4
3080-P127-T338	208-230/460-60-3	1725	—	3	2,2	126	56,7
3080-V102	Not included	1725	1425	2	1,5	92	41,4
3080-V128-T337	230/460-60-3	1725	—	2	1,5	126	56,7
3080-D103	Not included	1725	1425	3	2,2	87	39,2
3080-D129-T338	208-230/460-60-3	1725	—	3	2,2	133	59,9
4080-P101	Not included	1725	1425	5	3,7	93	41,9
4080-P127-T339	208-230/460-60-3	1725	—	5	3,7	127	57,2
4080-V102	Not included	1725	1425	3	2,2	93	41,9
4080-V128-T338	208-230/460-60-3	1725	—	3	2,2	127	57,2
4080-D103	Not included	1725	1425	5	3,7	88	39,6
4080-D129-T339	208-230/460-60-3	1725	—	5	3,7	135	60,8

*Gast recommends magnetic starter for electric motor, consult electrician for correct size.

Product Performance (Metric, U.S.)

Single Function Models



Dual Function Models

