

ROTRON® Regenerative Blowers

EN 909 & CP 909 Sealed Regenerative Blower w/Explosion-Proof Motor

FEATURES

- Manufactured in the USA – ISO 9001 compliant
- Maximum flow: 600 SCFM
- Maximum pressure: 120 IWG
- Maximum vacuum: 100 IWG
- Standard motor: 15 HP, explosion-proof
- Cast aluminum blower housing, cover, impeller & manifold; cast iron flanges (threaded); teflon lip seal
- UL & CSA approved motor with permanently sealed ball bearings for explosive gas atmospheres Class I Group D minimum
- Sealed blower assembly
- Quiet operation within OSHA standards

MOTOR OPTIONS


- International voltage & frequency (Hz)
- Chemical duty, high efficiency, inverter duty or industry-specific designs
- Various horsepower for application-specific needs

BLOWER OPTIONS

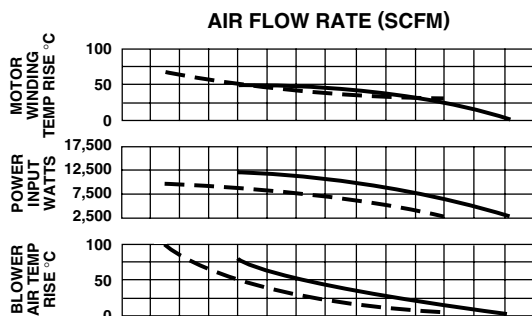
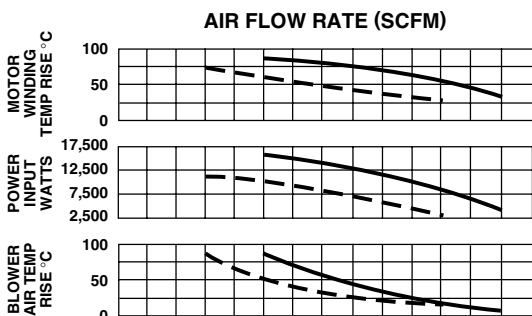
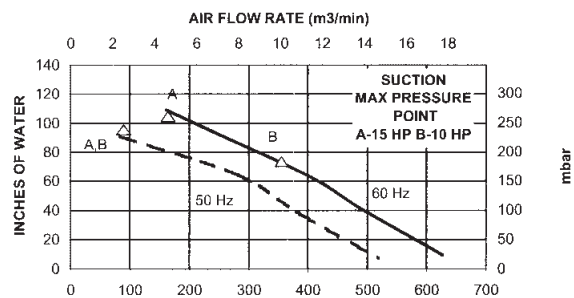
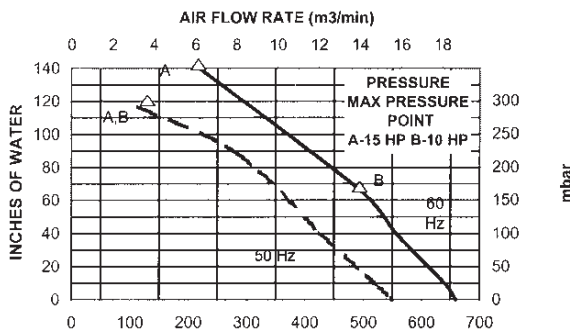
- Corrosion resistant surface treatments & sealing options
- Remote drive (motorless) models
- Slip-on or face flanges for application-specific needs

ACCESSORIES (See Catalog Accessory Section)

- Flowmeters reading in SCFM
- Filters & moisture separators
- Pressure gauges, vacuum gauges & relief valves
- Switches – air flow, pressure, vacuum or temperature
- External mufflers for additional silencing
- Air knives (used on blow-off applications)
- Variable frequency drive package



BLOWER PERFORMANCE AT STANDARD CONDITIONS

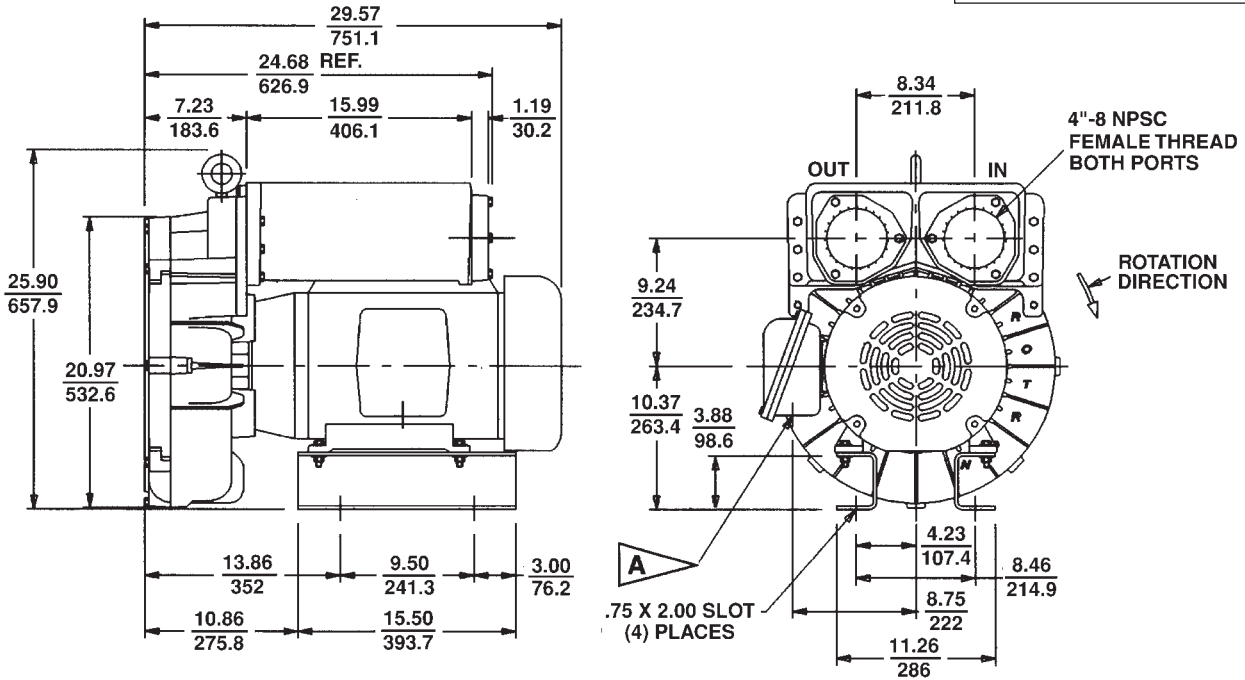


Rev. 2/04

ROTRON® Regenerative Blowers

EN 909 & CP 909 Sealed Regenerative Blower w/Explosion-Proof Motor

Scale CAD drawing available upon request.



DIMENSIONS: $\frac{\text{IN}}{\text{MM}}$
TOLERANCES: $.XX \pm \frac{.1}{2.5}$
(UNLESS OTHERWISE NOTED)

A 1.25" NPT CONDUIT CONNECTION AT 6 O'CLOCK POSITION

SPECIFICATIONS

MODEL	EN909BG72WL	EN909BG86WL	EN909BD72WL	CP909GA72WLR
Part No.	038629	038634	080071	038982
Motor Enclosure – Shaft Material	Explosion-proof – CS	Explosion-proof – CS	Explosion-proof – CS	Chem XP – SS
Horsepower	15	15	10	Same as EN909BG72WL – 038629 except add Chemical Processing (CP) features from catalog inside front cover
Phase – Frequency ¹	Three - 60 Hz	Three - 60 Hz	Three - 60 Hz	
Voltage ¹	230 460	575	230 460	
Motor Nameplate Amps	36 18	14.4	24 12	
Max. Blower Amps ³	44 22	18	26 13	
Inrush Amps	240 120	100	162 81	
Starter Size	2 2	2	2 1	
Service Factor	1.0	1.0	1.0	
Thermal Protection ²	Class B - Pilot Duty	Class B - Pilot Duty	Class B - Pilot Duty	
XP Motor Class – Group	I-D, II-F&G	I-D, II-F&G	I-D, II-F&G	
Shipping Weight	584 lb (265 kg)	584 lb (265 kg)	564 lb (256 kg)	

¹ Rotron motors are designed to handle a broad range of world voltages and power supply variations. Our dual voltage 3 phase motors are factory tested and certified to operate on both: **208-230/415-460 VAC-3 ph-60 Hz** and **190-208/380-415 VAC-3 ph-50 Hz**. Our dual voltage 1 phase motors are factory tested and certified to operate on both: **104-115/208-230 VAC-1 ph-60 Hz** and **100-110/200-220 VAC-1 ph-50 Hz**. All voltages above can handle a $\pm 10\%$ voltage fluctuation. Special wound motors can be ordered for voltages outside our certified range.

² Maximum operating temperature: Motor winding temperature (winding rise plus ambient) should not exceed 140°C for Class F rated motors or 120°C for Class B rated motors. Blower outlet air temperature should not exceed 140°C (air temperature rise plus inlet temperature). Performance curve maximum pressure and suction points are based on a 40°C inlet and ambient temperature. Consult factory for inlet or ambient temperatures above 40°C.

³ Maximum blower amps corresponds to the performance point at which the motor or blower temperature rise with a 40°C inlet and/or ambient temperature reaches the maximum operating temperature.

Specifications subject to change without notice. Please consult your Local Field Sales Engineer for specification updates.

Rev. 2/04